

# Prospectus

September 30, 2024



---

Disclosure contained herein relates to all classes of the Fund, as listed below, unless otherwise noted.

<b>Share Class</b>   Ticker	<b>Select</b>   TOLXX <b>Service</b>   TOSXX <b>Trust</b>   TOTXX	<b>Automated</b>   TOAXX <b>Administrative</b>   TODXX <b>Premier</b>   TOPXX	<b>Institutional</b>   TOIXX <b>Cash Management</b>   TOMXX	<b>Advisor</b>   TOVXX <b>Capital</b>   TOCXX
-----------------------------	-------------------------------------------------------------------------	-------------------------------------------------------------------------------------	----------------------------------------------------------------	--------------------------------------------------

---

## Federated Hermes Treasury Obligations Fund

---

A Portfolio of Federated Hermes Money Market Obligations Trust

A money market mutual fund seeking to provide current income consistent with stability of principal by investing in a portfolio of U.S. Treasury securities maturing in 397 days or less, and repurchase agreements collateralized fully by U.S. Treasury securities.

As with all mutual funds, the Securities and Exchange Commission (SEC) has not approved or disapproved these securities or passed upon the adequacy of this Prospectus. Any representation to the contrary is a criminal offense.

---

**Not FDIC Insured • May Lose Value • No Bank Guarantee**

## CONTENTS

Fund Summary Information – Select Shares .....	1
Fund Summary Information – Automated Shares .....	5
Fund Summary Information – Institutional Shares .....	9
Fund Summary Information – Advisor Shares .....	13
Fund Summary Information – Service Shares .....	17
Fund Summary Information – Administrative Shares .....	21
Fund Summary Information – Cash Management Shares .....	25
Fund Summary Information – Capital Shares .....	29
Fund Summary Information – Trust Shares .....	33
Fund Summary Information – Premier Shares .....	37
What are the Fund’s Investment Strategies? .....	41
What are the Fund’s Principal Investments? .....	41
What are the Specific Risks of Investing in the Fund? .....	42
What Do Shares Cost? .....	43
How is the Fund Sold? .....	44
Payments to Financial Intermediaries .....	44
How to Purchase Shares .....	46
How to Redeem and Exchange Shares .....	48
Security and Privacy Protection .....	51
Account and Share Information .....	52
Who Manages the Fund? .....	54
Financial Information .....	54
Appendix A: Hypothetical Investment and Expense Information .....	65

# Fund Summary Information – Select Shares

## Federated Hermes Treasury Obligations Fund (the “Fund”)

### RISK/RETURN SUMMARY: INVESTMENT OBJECTIVE

The Fund is a money market fund that seeks to maintain a stable net asset value (NAV) of \$1.00 per Share. The Fund’s investment objective is to provide current income consistent with stability of principal.

### RISK/RETURN SUMMARY: FEES AND EXPENSES

This table describes the fees and expenses that you may pay if you buy, hold and sell Select Shares (SEL) of the Fund. **You may pay other fees, such as brokerage commissions and other fees to financial intermediaries, which are not reflected in the tables and examples below.**

#### Shareholder Fees (fees paid directly from your investment)

	SEL
Maximum Sales Charge (Load) Imposed on Purchases (as a percentage of offering price) .....	None
Maximum Deferred Sales Charge (Load) (as a percentage of original purchase price or redemption proceeds, as applicable) .....	None
Maximum Sales Charge (Load) Imposed on Reinvested Dividends (and other Distributions) (as a percentage of offering price) .....	None
Redemption Fee (as a percentage of amount redeemed, if applicable) .....	None
Exchange Fee .....	None

#### Annual Fund Operating Expenses (expenses that you pay each year as a percentage of the value of your investment)

	SEL
Management Fee <sup>1</sup> .....	0.15%
Distribution (12b-1) Fee .....	None
Other Expenses .....	0.10% <sup>2</sup>
Total Annual Fund Operating Expenses <sup>1</sup> .....	0.25%
Fee Waivers and/or Expense Reimbursements <sup>1,3</sup> .....	(0.08)%
Total Annual Fund Operating Expenses After Fee Waivers and/or Expense Reimbursements .....	0.17%

1 The Management Fee, Total Annual Fund Operating Expenses and Fee Waivers and/or Expense Reimbursements have been restated to reflect current fees due to a reduction in the stated gross Management Fee for the Fund effective October 1, 2023.

2 The Fund may incur and pay certain service fees (shareholder services/account administration fees) on its SEL class of up to a maximum of 0.25%. However, the SEL class of the Fund will not incur and pay such Fees in excess of 0.02% until such time as approved by the Fund’s Board of Trustees (the “Trustees”).

3 The Adviser and certain of its affiliates on their own initiative have agreed to waive certain amounts of their respective fees and/or reimburse expenses. Total annual fund operating expenses (excluding acquired fund fees and expenses, interest expense, extraordinary expenses and proxy-related expenses, if any) paid by the Fund’s SEL class (after the voluntary waivers and/or reimbursements) will not exceed 0.17% (the “Fee Limit”) up to but not including the later of (the “Termination Date”): (a) October 1, 2025; or (b) the date of the Fund’s next effective Prospectus. While the Adviser and its affiliates currently do not anticipate terminating or increasing these arrangements prior to the Termination Date, these arrangements may only be terminated, or the Fee Limit increased, prior to the Termination Date with the agreement of the Trustees.

#### Example

This Example is intended to help you compare the cost of investing in the Fund with the cost of investing in other mutual funds.

The Example assumes that you invest \$10,000 for the time periods indicated and then redeem or hold all of your Shares at the end of those periods. The Example also assumes that your investment has a 5% return each year and that operating expenses remain the same. The Example does not reflect sales charges (loads) on reinvested dividends. If these sales charges (loads) were included, your costs would be higher. Although your actual costs and returns may be higher or lower, based on these assumptions your costs would be:

1 Year	\$ 26
3 Years	\$ 80
5 Years	\$141
10 Years	\$318

## RISK/RETURN SUMMARY: INVESTMENTS, RISKS AND PERFORMANCE

### What are the Fund's Main Investment Strategies?

The Fund invests in a portfolio of U.S. Treasury securities maturing in 397 days or less and repurchase agreements collateralized fully by U.S. Treasury securities. The Fund may also hold cash.

In pursuing its investment objective and implementing its investment strategies, the Fund will comply with Rule 2a-7 under the Investment Company Act of 1940 ("Rule 2a-7").

The Fund will operate as a "government money market fund," as such term is defined in or interpreted under Rule 2a-7 under the Investment Company Act of 1940, as amended (the "1940 Act"). "Government money market funds" are required to invest at least 99.5% of their total assets in: (i) cash; (ii) securities issued or guaranteed by the United States or certain U.S. government agencies or instrumentalities; and/or (iii) repurchase agreements that are collateralized fully. Government money market funds are not required to adopt a liquidity fee framework.

The Fund will invest its assets so that at least 80% of its net assets (plus any borrowings for investment purposes) are invested in Treasury investments. The Fund will notify shareholders at least 60 days in advance of any change in its investment policy that would enable the Fund to invest, under normal circumstances, less than 80% of its net assets (plus any borrowings for investment purposes) in Treasury investments.

### What are the Main Risks of Investing in the Fund?

All mutual funds take investment risks. Therefore, even though the Fund is a money market fund that seeks to maintain a stable NAV, it is possible to lose money by investing in the Fund. The primary factors that may negatively impact the Fund's ability to maintain a stable NAV, delay the payment of redemptions by the Fund, or reduce the Fund's daily dividends include:

- **Interest Rate Risk.** Prices of fixed-income securities generally fall when interest rates rise. Recent and potential future changes in monetary policy made by central banks and/or their governments are likely to affect the level of interest rates. Very low or negative interest rates magnify interest rate risk. During periods when interest rates are low or there are negative interest rates, the Fund's yield (and total return) also is likely to be lower or the Fund may be unable to maintain a positive return, or yield, or a stable NAV.
- **Counterparty Credit Risk.** A party to a transaction involving the Fund may fail to meet its obligations. This could cause the Fund to lose money or to lose the benefit of the transaction or prevent the Fund from selling or buying other securities to implement its investment strategies.
- **Risk Associated with Investing Share Purchase Proceeds.** On days during which there are net purchases of Fund Shares, the Fund must invest the proceeds at prevailing market yields or hold cash. If the Fund holds cash, or if the yield of the securities purchased is less than that of the securities already in the portfolio, the Fund's yield will likely decrease. Conversely, net purchases on days on which short-term yields rise will likely cause the Fund's yield to increase. In the event of significant changes in short-term yields or significant net purchases, the Fund retains the discretion to close to new investments. However, the Fund is not required to close, and no assurance can be given that this will be done in any given circumstance.
- **Risk Associated with use of Amortized Cost.** In the unlikely event that the Fund's Board of Trustees ("Board") were to determine, pursuant to Rule 2a-7, that the extent of the deviation between the Fund's amortized cost per Share and its market-based NAV per Share may result in material dilution or other unfair results to shareholders, the Board will cause the Fund to take such action as it deems appropriate to eliminate or reduce to the extent practicable such dilution or unfair results.
- **Additional Factors Affecting Yield.** There is no guarantee that the Fund will provide a certain level of income or that any such income will exceed the rate of inflation. Further, the Fund's yield will vary. Periods of very low or negative interest rates impact, in a negative way, the Fund's ability to maintain a positive return, or yield, or pay dividends to Fund shareholders.
- **Risk Related to the Economy.** The value of the Fund's portfolio may decline in tandem with a drop in the overall value of the markets in which the Fund invests and/or other markets. Economic, political and financial conditions, industry or economic trends and developments or public health risks, such as epidemics or pandemics, may, from time to time, and for varying periods of time, cause the Fund to experience volatility, illiquidity, shareholder redemptions, or other potentially adverse effects.
- **Technology Risk.** The Adviser uses various technologies in managing the Fund, consistent with its investment objective(s) and strategy described in this Prospectus. For example, proprietary and third-party data and systems are utilized to support decision making for the Fund. Data imprecision, software or other technology malfunctions, programming inaccuracies and similar circumstances may impair the performance of these systems, which may negatively affect Fund performance.

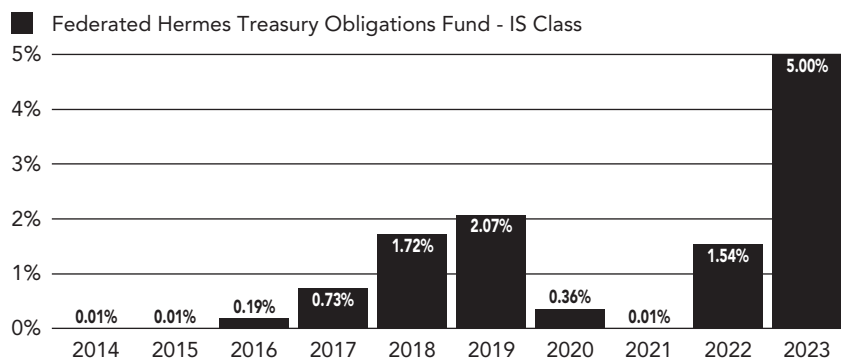
You could lose money by investing in the Fund. Although the Fund seeks to preserve the value of your investment at \$1.00 per share, it cannot guarantee it will do so. An investment in the Fund is not a bank account and is not insured or guaranteed by the Federal Deposit Insurance Corporation or any other government agency. The Fund’s sponsor is not required to reimburse the Fund for losses, and you should not expect that the sponsor will provide financial support to the Fund at any time, including during periods of market stress.

**PERFORMANCE: BAR CHART AND TABLE**

**Risk/Return Bar Chart**

The total returns shown below are for an existing class of shares, Institutional Shares (IS), offered by the Fund. The total returns for the IS class are disclosed below because the Fund’s Select Shares (SEL) commenced operations on July 1, 2023 and have not yet completed their first calendar year of operations as of the date of this Prospectus. The total returns for the SEL class would be substantially similar to the annual returns for the IS class over the same period because the classes are invested in the same portfolio of securities and would differ only to the extent the classes do not have the same expenses and, where applicable, sales loads/charges imposed on the purchase and redemption of those classes.

The bar chart and performance table below reflect historical performance data for the Fund and are intended to help you analyze the Fund’s investment risks in light of its historical returns. The bar chart shows the variability of the Fund’s IS class total returns on a calendar year-by-year basis. The Average Annual Total Return table shows returns *averaged* over the stated periods. *The Fund’s performance will fluctuate, and past performance (before and after taxes) is not necessarily an indication of future results.* Updated performance information for the Fund is available under the “Products” section at [FederatedHermes.com/us](http://FederatedHermes.com/us) or by calling 1-800-341-7400.



The Fund’s IS class total return for the six-month period from January 1, 2024 to June 30, 2024, was 2.61%.

Within the periods shown in the bar chart, the Fund’s IS class highest quarterly return was 1.32% (quarter ended December 31, 2023). Its lowest quarterly return was 0.00% (quarter ended December 31, 2021).

**Average Annual Total Return Table**

The following table represents the Fund’s IS class Average Annual Total Returns for the calendar period ended December 31, 2023.

Share Class	1 Year	5 Years	10 Years
IS:	5.00%	1.78%	1.15%

The Fund’s IS class 7-Day Net Yield as of December 31, 2023 was 5.22%. You may go to [FederatedHermes.com/us](http://FederatedHermes.com/us) or call the Fund at 1-800-341-7400 for the current 7-Day Net Yield.

**FUND MANAGEMENT**

The Fund's Investment Adviser is Federated Investment Management Company.

**PURCHASE AND SALE OF FUND SHARES**

The minimum initial investment amount for the Fund's SEL class is generally \$1 million and there is no minimum subsequent investment amount. There is no minimum initial or subsequent investment amount required for employer-sponsored retirement plans; however, such accounts remain subject to the Fund's policy on "Accounts with Low Balances" as discussed later in this Prospectus. Certain types of accounts are eligible for lower minimum investments. The minimum investment amount for Systematic Investment Programs is \$50.

Financial intermediaries may impose higher or lower minimum investment requirements on their customers than those imposed by the Fund. If an intermediary's aggregate account (omnibus account) meets the Fund's investment minimum requirements, there is no minimum requirement for the underlying sub-accounts. Keep in mind that financial intermediaries may charge you fees for their services in connection with your Share transactions.

You may purchase, redeem or exchange Shares of the Fund on any day the New York Stock Exchange (NYSE) is open. Shares may be purchased through a financial intermediary or directly from the Fund, by wire or by check. Please note that certain purchase restrictions may apply. Redeem or exchange Shares through a financial intermediary or directly from the Fund by telephone at 1-800-341-7400 or by mail.

**TAX INFORMATION**

The Fund's distributions are taxable as ordinary income or capital gains except when your investment is through a 401(k) plan, an Individual Retirement Account or other tax-advantaged investment plan.

**PAYMENTS TO BROKER-DEALERS AND OTHER FINANCIAL INTERMEDIARIES**

If you purchase the Fund through a broker-dealer or other financial intermediary (such as a bank), the Fund and/or its related companies may pay the intermediary for the sale of Fund Shares and related services. These payments may create a conflict of interest by influencing the broker-dealer or other intermediary and your salesperson to recommend the Fund over another investment. Ask your salesperson or visit your financial intermediary's website for more information.

# Fund Summary Information – Automated Shares

## Federated Hermes Treasury Obligations Fund (the “Fund”)

### RISK/RETURN SUMMARY: INVESTMENT OBJECTIVE

The Fund is a money market fund that seeks to maintain a stable net asset value (NAV) of \$1.00 per Share. The Fund’s investment objective is to provide current income consistent with stability of principal.

### RISK/RETURN SUMMARY: FEES AND EXPENSES

This table describes the fees and expenses that you may pay if you buy, hold and sell Automated Shares (AS) of the Fund. **You may pay other fees, such as brokerage commissions and other fees to financial intermediaries, which are not reflected in the tables and examples below.**

#### Shareholder Fees (fees paid directly from your investment)

	AS
Maximum Sales Charge (Load) Imposed on Purchases (as a percentage of offering price) .....	None
Maximum Deferred Sales Charge (Load) (as a percentage of original purchase price or redemption proceeds, as applicable) .....	None
Maximum Sales Charge (Load) Imposed on Reinvested Dividends (and other Distributions) (as a percentage of offering price) .....	None
Redemption Fee (as a percentage of amount redeemed, if applicable) .....	None
Exchange Fee .....	None

#### Annual Fund Operating Expenses (expenses that you pay each year as a percentage of the value of your investment)

	AS
Management Fee <sup>1</sup> .....	0.15%
Distribution (12b-1) Fee .....	None
Other Expenses .....	0.44%
Total Annual Fund Operating Expenses <sup>1</sup> .....	0.59%
Fee Waivers and/or Expense Reimbursements <sup>1,2</sup> .....	(0.09)%
Total Annual Fund Operating Expenses After Fee Waivers and/or Expense Reimbursements .....	0.50%

1 The Management Fee, Total Annual Fund Operating Expenses and Fee Waivers and/or Expense Reimbursements have been restated to reflect current fees due to a reduction in the stated gross Management Fee for the Fund effective October 1, 2023.

2 The Adviser and certain of its affiliates on their own initiative have agreed to waive certain amounts of their respective fees and/or reimburse expenses. Total annual fund operating expenses (excluding acquired fund fees and expenses, interest expense, extraordinary expenses and proxy-related expenses, if any) paid by the Fund’s AS class (after the voluntary waivers and/or reimbursements) will not exceed 0.50% (the “Fee Limit”) up to but not including the later of (the “Termination Date”): (a) October 1, 2025; or (b) the date of the Fund’s next effective Prospectus. While the Adviser and its affiliates currently do not anticipate terminating or increasing these arrangements prior to the Termination Date, these arrangements may only be terminated, or the Fee Limit increased prior to the Termination Date with the agreement of the Fund’s Board of Trustees (the “Trustees”).

#### Example

This Example is intended to help you compare the cost of investing in the Fund with the cost of investing in other mutual funds.

The Example assumes that you invest \$10,000 for the time periods indicated and then redeem or hold all of your Shares at the end of those periods. The Example also assumes that your investment has a 5% return each year and that operating expenses remain the same. The Example does not reflect sales charges (loads) on reinvested dividends. If these sales charges (loads) were included, your costs would be higher. Although your actual costs and returns may be higher or lower, based on these assumptions your costs would be:

1 Year	\$ 60
3 Years	\$189
5 Years	\$329
10 Years	\$738

## RISK/RETURN SUMMARY: INVESTMENTS, RISKS AND PERFORMANCE

### What are the Fund's Main Investment Strategies?

The Fund invests in a portfolio of U.S. Treasury securities maturing in 397 days or less and repurchase agreements collateralized fully by U.S. Treasury securities. The Fund may also hold cash.

In pursuing its investment objective and implementing its investment strategies, the Fund will comply with Rule 2a-7 under the Investment Company Act of 1940 ("Rule 2a-7").

The Fund will operate as a "government money market fund," as such term is defined in or interpreted under Rule 2a-7 under the Investment Company Act of 1940, as amended (the "1940 Act"). "Government money market funds" are required to invest at least 99.5% of their total assets in: (i) cash; (ii) securities issued or guaranteed by the United States or certain U.S. government agencies or instrumentalities; and/or (iii) repurchase agreements that are collateralized fully. Government money market funds are not required to adopt a liquidity fee framework.

The Fund will invest its assets so that at least 80% of its net assets (plus any borrowings for investment purposes) are invested in Treasury investments. The Fund will notify shareholders at least 60 days in advance of any change in its investment policy that would enable the Fund to invest, under normal circumstances, less than 80% of its net assets (plus any borrowings for investment purposes) in Treasury investments.

### What are the Main Risks of Investing in the Fund?

All mutual funds take investment risks. Therefore, even though the Fund is a money market fund that seeks to maintain a stable NAV, it is possible to lose money by investing in the Fund. The primary factors that may negatively impact the Fund's ability to maintain a stable NAV, delay the payment of redemptions by the Fund, or reduce the Fund's daily dividends include:

- **Interest Rate Risk.** Prices of fixed-income securities generally fall when interest rates rise. Recent and potential future changes in monetary policy made by central banks and/or their governments are likely to affect the level of interest rates. Very low or negative interest rates magnify interest rate risk. During periods when interest rates are low or there are negative interest rates, the Fund's yield (and total return) also is likely to be lower or the Fund may be unable to maintain a positive return, or yield, or a stable NAV.
- **Counterparty Credit Risk.** A party to a transaction involving the Fund may fail to meet its obligations. This could cause the Fund to lose money or to lose the benefit of the transaction or prevent the Fund from selling or buying other securities to implement its investment strategies.
- **Risk Associated with Investing Share Purchase Proceeds.** On days during which there are net purchases of Fund Shares, the Fund must invest the proceeds at prevailing market yields or hold cash. If the Fund holds cash, or if the yield of the securities purchased is less than that of the securities already in the portfolio, the Fund's yield will likely decrease. Conversely, net purchases on days on which short-term yields rise will likely cause the Fund's yield to increase. In the event of significant changes in short-term yields or significant net purchases, the Fund retains the discretion to close to new investments. However, the Fund is not required to close, and no assurance can be given that this will be done in any given circumstance.
- **Risk Associated with use of Amortized Cost.** In the unlikely event that the Fund's Board of Trustees ("Board") were to determine, pursuant to Rule 2a-7, that the extent of the deviation between the Fund's amortized cost per Share and its market-based NAV per Share may result in material dilution or other unfair results to shareholders, the Board will cause the Fund to take such action as it deems appropriate to eliminate or reduce to the extent practicable such dilution or unfair results.
- **Additional Factors Affecting Yield.** There is no guarantee that the Fund will provide a certain level of income or that any such income will exceed the rate of inflation. Further, the Fund's yield will vary. Periods of very low or negative interest rates impact, in a negative way, the Fund's ability to maintain a positive return, or yield, or pay dividends to Fund shareholders.
- **Risk Related to the Economy.** The value of the Fund's portfolio may decline in tandem with a drop in the overall value of the markets in which the Fund invests and/or other markets. Economic, political and financial conditions, industry or economic trends and developments or public health risks, such as epidemics or pandemics, may, from time to time, and for varying periods of time, cause the Fund to experience volatility, illiquidity, shareholder redemptions, or other potentially adverse effects.
- **Technology Risk.** The Adviser uses various technologies in managing the Fund, consistent with its investment objective(s) and strategy described in this Prospectus. For example, proprietary and third-party data and systems are utilized to support decision making for the Fund. Data imprecision, software or other technology malfunctions, programming inaccuracies and similar circumstances may impair the performance of these systems, which may negatively affect Fund performance.

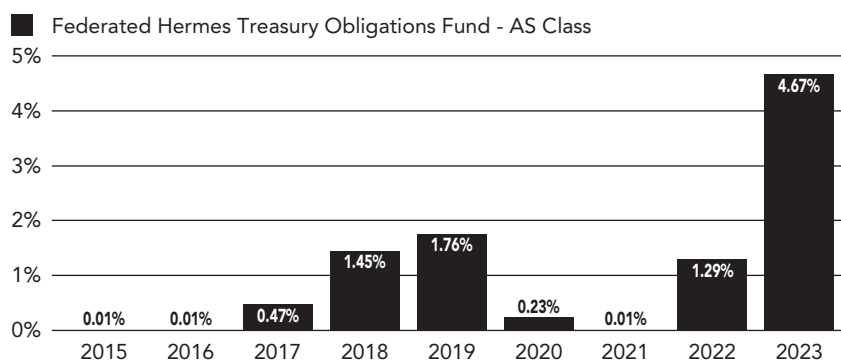


You could lose money by investing in the Fund. Although the Fund seeks to preserve the value of your investment at \$1.00 per share, it cannot guarantee it will do so. An investment in the Fund is not a bank account and is not insured or guaranteed by the Federal Deposit Insurance Corporation or any other government agency. The Fund’s sponsor is not required to reimburse the Fund for losses, and you should not expect that the sponsor will provide financial support to the Fund at any time, including during periods of market stress.

**PERFORMANCE: BAR CHART AND TABLE**

**Risk/Return Bar Chart**

The bar chart and performance table below reflect historical performance data for the Fund and are intended to help you analyze the Fund’s investment risks in light of its historical returns. The bar chart shows the variability of the Fund’s AS class total returns on a calendar year-by-year basis. The Average Annual Total Return Table shows returns *averaged* over the stated periods. *The Fund’s performance will fluctuate, and past performance (before and after taxes) is not necessarily an indication of future results.* Updated performance information for the Fund is available under the “Products” section at [FederatedHermes.com/us](http://FederatedHermes.com/us) or by calling 1-800-341-7400.



The Fund’s AS class total return for the six-month period from January 1, 2024 to June 30, 2024, was 2.45%.

Within the periods shown in the bar chart, the Fund’s AS class highest quarterly return was 1.25% (quarter ended December 31, 2023). Its lowest quarterly return was 0.00% (quarter ended March 31, 2022).

**Average Annual Total Return Table**

The following table represents the Fund’s AS class Average Annual Total Returns for the calendar period ended December 31, 2023.

Share Class	1 Year	5 Year	Since Inception
AS:	4.67%	1.58%	1.03%
Inception Date:	06/13/2014		

The Fund’s AS class 7-Day Net Yield as of December 31, 2023 was 4.93%. You may go to [FederatedHermes.com/us](http://FederatedHermes.com/us) or call the Fund at 1-800-341-7400 for the current 7-Day Net Yield.

**FUND MANAGEMENT**

The Fund's Investment Adviser is Federated Investment Management Company.

**PURCHASE AND SALE OF FUND SHARES**

The minimum initial investment amount for the Fund's AS class is generally \$25,000 and there is no minimum subsequent investment amount. The minimum initial and subsequent investment amounts for individual retirement accounts are generally \$250 and \$100, respectively. There is no minimum initial or subsequent investment amount required for employer-sponsored retirement plans; however, such accounts remain subject to the Fund's policy on "Accounts with Low Balances" as discussed later in this Prospectus. Certain types of accounts are eligible for lower minimum investments. The minimum investment amount for Systematic Investment Programs is \$50.

Financial intermediaries may impose higher or lower minimum investment requirements on their customers than those imposed by the Fund. If an intermediary's aggregate account (omnibus account) meets the Fund's investment minimum requirements, there is no minimum requirement for the underlying sub-accounts. Keep in mind that financial intermediaries may charge you fees for their services in connection with your Share transactions.

You may purchase, redeem or exchange Shares of the Fund on any day the New York Stock Exchange (NYSE) is open. Shares may be purchased through a financial intermediary or directly from the Fund, by wire or by check. Please note that certain purchase restrictions may apply. Redeem or exchange Shares through a financial intermediary or directly from the Fund by telephone at 1-800-341-7400 or by mail.

**TAX INFORMATION**

The Fund's distributions are taxable as ordinary income or capital gains except when your investment is through a 401(k) plan, an Individual Retirement Account or other tax-advantaged investment plan.

**PAYMENTS TO BROKER-DEALERS AND OTHER FINANCIAL INTERMEDIARIES**

If you purchase the Fund through a broker-dealer or other financial intermediary (such as a bank), the Fund and/or its related companies may pay the intermediary for the sale of Fund Shares and related services. These payments may create a conflict of interest by influencing the broker-dealer or other intermediary and your salesperson to recommend the Fund over another investment. Ask your salesperson or visit your financial intermediary's website for more information.

# Fund Summary Information – Institutional Shares

## Federated Hermes Treasury Obligations Fund (the “Fund”)

### RISK/RETURN SUMMARY: INVESTMENT OBJECTIVE

The Fund is a money market fund that seeks to maintain a stable net asset value (NAV) of \$1.00 per Share. The Fund’s investment objective is to provide current income consistent with stability of principal.

### RISK/RETURN SUMMARY: FEES AND EXPENSES

This table describes the fees and expenses that you may pay if you buy, hold and sell Institutional Shares (IS) of the Fund. **You may pay other fees, such as brokerage commissions and other fees to financial intermediaries, which are not reflected in the tables and examples below.**

#### Shareholder Fees (fees paid directly from your investment)

	IS
Maximum Sales Charge (Load) Imposed on Purchases (as a percentage of offering price) .....	None
Maximum Deferred Sales Charge (Load) (as a percentage of original purchase price or redemption proceeds, as applicable) .....	None
Maximum Sales Charge (Load) Imposed on Reinvested Dividends (and other Distributions) (as a percentage of offering price) .....	None
Redemption Fee (as a percentage of amount redeemed, if applicable) .....	None
Exchange Fee .....	None

#### Annual Fund Operating Expenses (expenses that you pay each year as a percentage of the value of your investment)

	IS
Management Fee <sup>1</sup> .....	0.15%
Distribution (12b-1) Fee .....	None
Other Expenses .....	0.14% <sup>2</sup>
Total Annual Fund Operating Expenses <sup>1</sup> .....	0.29%
Fee Waivers and/or Expense Reimbursements <sup>1,3</sup> .....	(0.09)%
Total Annual Fund Operating Expenses After Fee Waivers and/or Expense Reimbursements .....	0.20%

1 The Management Fee, Total Annual Fund Operating Expenses and Fee Waivers and/or Expense Reimbursements have been restated to reflect current fees due to a reduction in the stated gross Management Fee for the Fund effective October 1, 2023.

2 The Fund may incur and pay certain service fees (shareholder services/account administration fees) on its IS class of up to a maximum of 0.25%. However, the IS class of the Fund will not incur and pay such Fees in excess of 0.05% until such time as approved by the Fund’s Board of Trustees (the “Trustees”).

3 The Adviser and certain of its affiliates on their own initiative have agreed to waive certain amounts of their respective fees and/or reimburse expenses. Total annual fund operating expenses (excluding acquired fund fees and expenses, interest expense, extraordinary expenses and proxy-related expenses, if any) paid by the Fund’s IS class (after the voluntary waivers and/or reimbursements) will not exceed 0.20% (the “Fee Limit”) up to but not including the later of (the “Termination Date”): (a) October 1, 2025; or (b) the date of the Fund’s next effective Prospectus. While the Adviser and its affiliates currently do not anticipate terminating or increasing these arrangements prior to the Termination Date, these arrangements may only be terminated, or the Fee Limit increased, prior to the Termination Date with the agreement of the Trustees.

#### Example

This Example is intended to help you compare the cost of investing in the Fund with the cost of investing in other mutual funds.

The Example assumes that you invest \$10,000 for the time periods indicated and then redeem or hold all of your Shares at the end of those periods. The Example also assumes that your investment has a 5% return each year and that operating expenses remain the same. The Example does not reflect sales charges (loads) on reinvested dividends. If these sales charges (loads) were included, your costs would be higher. Although your actual costs and returns may be higher or lower, based on these assumptions your costs would be:

1 Year	\$ 30
3 Years	\$ 93
5 Years	\$163
10 Years	\$368

## RISK/RETURN SUMMARY: INVESTMENTS, RISKS AND PERFORMANCE

### What are the Fund's Main Investment Strategies?

The Fund invests in a portfolio of U.S. Treasury securities maturing in 397 days or less and repurchase agreements collateralized fully by U.S. Treasury securities. The Fund may also hold cash.

In pursuing its investment objective and implementing its investment strategies, the Fund will comply with Rule 2a-7 under the Investment Company Act of 1940 ("Rule 2a-7").

The Fund will operate as a "government money market fund," as such term is defined in or interpreted under Rule 2a-7 under the Investment Company Act of 1940, as amended (the "1940 Act"). "Government money market funds" are required to invest at least 99.5% of their total assets in: (i) cash; (ii) securities issued or guaranteed by the United States or certain U.S. government agencies or instrumentalities; and/or (iii) repurchase agreements that are collateralized fully. Government money market funds are not required to adopt a liquidity fee framework.

The Fund will invest its assets so that at least 80% of its net assets (plus any borrowings for investment purposes) are invested in Treasury investments. The Fund will notify shareholders at least 60 days in advance of any change in its investment policy that would enable the Fund to invest, under normal circumstances, less than 80% of its net assets (plus any borrowings for investment purposes) in Treasury investments.

### What are the Main Risks of Investing in the Fund?

All mutual funds take investment risks. Therefore, even though the Fund is a money market fund that seeks to maintain a stable NAV, it is possible to lose money by investing in the Fund. The primary factors that may negatively impact the Fund's ability to maintain a stable NAV, delay the payment of redemptions by the Fund, or reduce the Fund's daily dividends include:

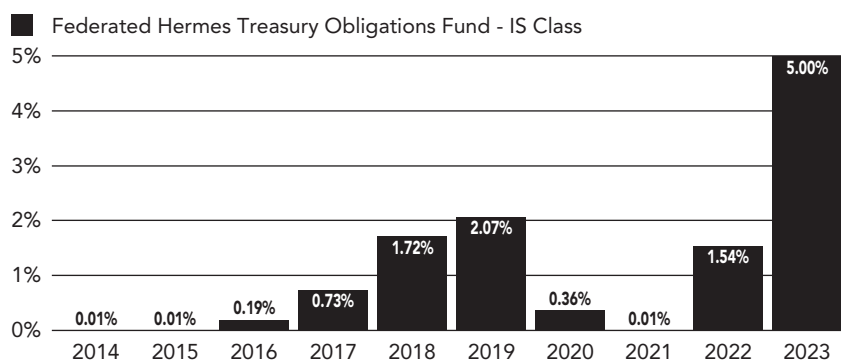
- **Interest Rate Risk.** Prices of fixed-income securities generally fall when interest rates rise. Recent and potential future changes in monetary policy made by central banks and/or their governments are likely to affect the level of interest rates. Very low or negative interest rates magnify interest rate risk. During periods when interest rates are low or there are negative interest rates, the Fund's yield (and total return) also is likely to be lower or the Fund may be unable to maintain a positive return, or yield, or a stable NAV.
- **Counterparty Credit Risk.** A party to a transaction involving the Fund may fail to meet its obligations. This could cause the Fund to lose money or to lose the benefit of the transaction or prevent the Fund from selling or buying other securities to implement its investment strategies.
- **Risk Associated with Investing Share Purchase Proceeds.** On days during which there are net purchases of Fund Shares, the Fund must invest the proceeds at prevailing market yields or hold cash. If the Fund holds cash, or if the yield of the securities purchased is less than that of the securities already in the portfolio, the Fund's yield will likely decrease. Conversely, net purchases on days on which short-term yields rise will likely cause the Fund's yield to increase. In the event of significant changes in short-term yields or significant net purchases, the Fund retains the discretion to close to new investments. However, the Fund is not required to close, and no assurance can be given that this will be done in any given circumstance.
- **Risk Associated with use of Amortized Cost.** In the unlikely event that the Fund's Board of Trustees ("Board") were to determine, pursuant to Rule 2a-7, that the extent of the deviation between the Fund's amortized cost per Share and its market-based NAV per Share may result in material dilution or other unfair results to shareholders, the Board will cause the Fund to take such action as it deems appropriate to eliminate or reduce to the extent practicable such dilution or unfair results.
- **Additional Factors Affecting Yield.** There is no guarantee that the Fund will provide a certain level of income or that any such income will exceed the rate of inflation. Further, the Fund's yield will vary. Periods of very low or negative interest rates impact, in a negative way, the Fund's ability to maintain a positive return, or yield, or pay dividends to Fund shareholders.
- **Risk Related to the Economy.** The value of the Fund's portfolio may decline in tandem with a drop in the overall value of the markets in which the Fund invests and/or other markets. Economic, political and financial conditions, industry or economic trends and developments or public health risks, such as epidemics or pandemics, may, from time to time, and for varying periods of time, cause the Fund to experience volatility, illiquidity, shareholder redemptions, or other potentially adverse effects.
- **Technology Risk.** The Adviser uses various technologies in managing the Fund, consistent with its investment objective(s) and strategy described in this Prospectus. For example, proprietary and third-party data and systems are utilized to support decision making for the Fund. Data imprecision, software or other technology malfunctions, programming inaccuracies and similar circumstances may impair the performance of these systems, which may negatively affect Fund performance.

You could lose money by investing in the Fund. Although the Fund seeks to preserve the value of your investment at \$1.00 per share, it cannot guarantee it will do so. An investment in the Fund is not a bank account and is not insured or guaranteed by the Federal Deposit Insurance Corporation or any other government agency. The Fund’s sponsor is not required to reimburse the Fund for losses, and you should not expect that the sponsor will provide financial support to the Fund at any time, including during periods of market stress.

**PERFORMANCE: BAR CHART AND TABLE**

**Risk/Return Bar Chart**

The bar chart and performance table below reflect historical performance data for the Fund and are intended to help you analyze the Fund’s investment risks in light of its historical returns. The bar chart shows the variability of the Fund’s IS class total returns on a calendar year-by-year basis. The Average Annual Total Return table shows returns *averaged* over the stated periods. *The Fund’s performance will fluctuate, and past performance (before and after taxes) is not necessarily an indication of future results.* Updated performance information for the Fund is available under the “Products” section at [FederatedHermes.com/us](http://FederatedHermes.com/us) or by calling 1-800-341-7400.



The Fund’s IS class total return for the six-month period from January 1, 2024 to June 30, 2024, was 2.61%.

Within the periods shown in the bar chart, the Fund’s IS class highest quarterly return was 1.32% (quarter ended December 31, 2023). Its lowest quarterly return was 0.00% (quarter ended December 31, 2021).

**Average Annual Total Return Table**

The following table represents the Fund’s IS class Average Annual Total Returns for the calendar period ended December 31, 2023.

Share Class	1 Year	5 Years	10 Years
IS:	5.00%	1.78%	1.15%

The Fund’s IS class 7-Day Net Yield as of December 31, 2023 was 5.22%. You may go to [FederatedHermes.com/us](http://FederatedHermes.com/us) or call the Fund at 1-800-341-7400 for the current 7-Day Net Yield.

**FUND MANAGEMENT**

The Fund's Investment Adviser is Federated Investment Management Company.

**PURCHASE AND SALE OF FUND SHARES**

The minimum initial investment amount for the Fund's IS class is generally \$500,000 and there is no minimum subsequent investment amount. There is no minimum initial or subsequent investment amount required for employer-sponsored retirement plans; however, such accounts remain subject to the Fund's policy on "Accounts with Low Balances" as discussed later in this Prospectus. Certain types of accounts are eligible for lower minimum investments. The minimum investment amount for Systematic Investment Programs is \$50.

Financial intermediaries may impose higher or lower minimum investment requirements on their customers than those imposed by the Fund. If an intermediary's aggregate account (omnibus account) meets the Fund's investment minimum requirements, there is no minimum requirement for the underlying sub-accounts. Keep in mind that financial intermediaries may charge you fees for their services in connection with your Share transactions.

You may purchase, redeem or exchange Shares of the Fund on any day the New York Stock Exchange (NYSE) is open. Shares may be purchased through a financial intermediary or directly from the Fund, by wire or by check. Please note that certain purchase restrictions may apply. Redeem or exchange Shares through a financial intermediary or directly from the Fund by telephone at 1-800-341-7400 or by mail.

**TAX INFORMATION**

The Fund's distributions are taxable as ordinary income or capital gains except when your investment is through a 401(k) plan, an Individual Retirement Account or other tax-advantaged investment plan.

**PAYMENTS TO BROKER-DEALERS AND OTHER FINANCIAL INTERMEDIARIES**

If you purchase the Fund through a broker-dealer or other financial intermediary (such as a bank), the Fund and/or its related companies may pay the intermediary for the sale of Fund Shares and related services. These payments may create a conflict of interest by influencing the broker-dealer or other intermediary and your salesperson to recommend the Fund over another investment. Ask your salesperson or visit your financial intermediary's website for more information.

## Fund Summary Information – Advisor Shares

### Federated Hermes Treasury Obligations Fund (the “Fund”)

#### RISK/RETURN SUMMARY: INVESTMENT OBJECTIVE

The Fund is a money market fund that seeks to maintain a stable net asset value (NAV) of \$1.00 per Share. The Fund’s investment objective is to provide current income consistent with stability of principal.

#### RISK/RETURN SUMMARY: FEES AND EXPENSES

This table describes the fees and expenses that you may pay if you buy, hold and sell Advisor Shares (AVR) of the Fund. **You may pay other fees, such as brokerage commissions and other fees to financial intermediaries, which are not reflected in the tables and examples below.**

#### Shareholder Fees (fees paid directly from your investment)

	AVR
Maximum Sales Charge (Load) Imposed on Purchases (as a percentage of offering price) .....	None
Maximum Deferred Sales Charge (Load) (as a percentage of original purchase price or redemption proceeds, as applicable) .....	None
Maximum Sales Charge (Load) Imposed on Reinvested Dividends (and other Distributions) (as a percentage of offering price) .....	None
Redemption Fee (as a percentage of amount redeemed, if applicable) .....	None
Exchange Fee .....	None

#### Annual Fund Operating Expenses (expenses that you pay each year as a percentage of the value of your investment)

	AVR
Management Fee <sup>1</sup> .....	0.15%
Distribution (12b-1) Fee .....	None
Other Expenses .....	0.09% <sup>2</sup>
Total Annual Fund Operating Expenses <sup>1</sup> .....	0.24%
Fee Waivers and/or Expense Reimbursements <sup>1,3</sup> .....	(0.09)%
Total Annual Fund Operating Expenses After Fee Waivers and/or Expense Reimbursements .....	0.15%

1 The Management Fee, Total Annual Fund Operating Expenses and Fee Waivers and/or Expense Reimbursements have been restated to reflect current fees due to a reduction in the stated gross Management Fee for the Fund effective October 1, 2023.

2 The Fund may incur and pay certain service fees (shareholder services/account administration fees) on its AVR class of up to a maximum of 0.25%. No such fees are currently incurred and paid by the AVR class. The AVR class of the fund will not incur and pay such fees until such time as approved by the Fund’s Board of Trustees (the “Trustees”).

3 The Adviser and certain of its affiliates on their own initiative have agreed to waive certain amounts of their respective fees and/or reimburse expenses. Total annual fund operating expenses (excluding acquired fund fees and expenses, interest expense, extraordinary expenses and proxy-related expenses, if any) paid by the Fund’s AVR class (after the voluntary waivers and/or reimbursements) will not exceed 0.15% (the “Fee Limit”) up to but not including the later of (the “Termination Date”): (a) October 1, 2025; or (b) the date of the Fund’s next effective Prospectus. While the Adviser and its affiliates currently do not anticipate terminating or increasing these arrangements prior to the Termination Date, these arrangements may only be terminated, or the Fee Limit increased, prior to the Termination Date with the agreement of the Trustees.

#### Example

This Example is intended to help you compare the cost of investing in the Fund with the cost of investing in other mutual funds.

The Example assumes that you invest \$10,000 for the time periods indicated and then redeem or hold all of your Shares at the end of those periods. The Example also assumes that your investment has a 5% return each year and that operating expenses remain the same. The Example does not reflect sales charges (loads) on reinvested dividends. If these sales charges (loads) were included, your costs would be higher. Although your actual costs and returns may be higher or lower, based on these assumptions your costs would be:

1 Year	\$ 25
3 Years	\$ 77
5 Years	\$135
10 Years	\$306



## RISK/RETURN SUMMARY: INVESTMENTS, RISKS AND PERFORMANCE

### What are the Fund's Main Investment Strategies?

The Fund invests in a portfolio of U.S. Treasury securities maturing in 397 days or less and repurchase agreements collateralized fully by U.S. Treasury securities. The Fund may also hold cash.

In pursuing its investment objective and implementing its investment strategies, the Fund will comply with Rule 2a-7 under the Investment Company Act of 1940 ("Rule 2a-7").

The Fund will operate as a "government money market fund," as such term is defined in or interpreted under Rule 2a-7 under the Investment Company Act of 1940, as amended (the "1940 Act"). "Government money market funds" are required to invest at least 99.5% of their total assets in: (i) cash; (ii) securities issued or guaranteed by the United States or certain U.S. government agencies or instrumentalities; and/or (iii) repurchase agreements that are collateralized fully. Government money market funds are not required to adopt a liquidity fee framework.

The Fund will invest its assets so that at least 80% of its net assets (plus any borrowings for investment purposes) are invested in Treasury investments. The Fund will notify shareholders at least 60 days in advance of any change in its investment policy that would enable the Fund to invest, under normal circumstances, less than 80% of its net assets (plus any borrowings for investment purposes) in Treasury investments.

### What are the Main Risks of Investing in the Fund?

All mutual funds take investment risks. Therefore, even though the Fund is a money market fund that seeks to maintain a stable NAV, it is possible to lose money by investing in the Fund. The primary factors that may negatively impact the Fund's ability to maintain a stable NAV, delay the payment of redemptions by the Fund, or reduce the Fund's daily dividends include:

- **Interest Rate Risk.** Prices of fixed-income securities generally fall when interest rates rise. Recent and potential future changes in monetary policy made by central banks and/or their governments are likely to affect the level of interest rates. Very low or negative interest rates magnify interest rate risk. During periods when interest rates are low or there are negative interest rates, the Fund's yield (and total return) also is likely to be lower or the Fund may be unable to maintain a positive return, or yield, or a stable NAV.
- **Counterparty Credit Risk.** A party to a transaction involving the Fund may fail to meet its obligations. This could cause the Fund to lose money or to lose the benefit of the transaction or prevent the Fund from selling or buying other securities to implement its investment strategies.
- **Risk Associated with Investing Share Purchase Proceeds.** On days during which there are net purchases of Fund Shares, the Fund must invest the proceeds at prevailing market yields or hold cash. If the Fund holds cash, or if the yield of the securities purchased is less than that of the securities already in the portfolio, the Fund's yield will likely decrease. Conversely, net purchases on days on which short-term yields rise will likely cause the Fund's yield to increase. In the event of significant changes in short-term yields or significant net purchases, the Fund retains the discretion to close to new investments. However, the Fund is not required to close, and no assurance can be given that this will be done in any given circumstance.
- **Risk Associated with use of Amortized Cost.** In the unlikely event that the Fund's Board of Trustees ("Board") were to determine, pursuant to Rule 2a-7, that the extent of the deviation between the Fund's amortized cost per Share and its market-based NAV per Share may result in material dilution or other unfair results to shareholders, the Board will cause the Fund to take such action as it deems appropriate to eliminate or reduce to the extent practicable such dilution or unfair results.
- **Additional Factors Affecting Yield.** There is no guarantee that the Fund will provide a certain level of income or that any such income will exceed the rate of inflation. Further, the Fund's yield will vary. Periods of very low or negative interest rates impact, in a negative way, the Fund's ability to maintain a positive return, or yield, or pay dividends to Fund shareholders.
- **Risk Related to the Economy.** The value of the Fund's portfolio may decline in tandem with a drop in the overall value of the markets in which the Fund invests and/or other markets. Economic, political and financial conditions, industry or economic trends and developments or public health risks, such as epidemics or pandemics, may, from time to time, and for varying periods of time, cause the Fund to experience volatility, illiquidity, shareholder redemptions, or other potentially adverse effects.
- **Technology Risk.** The Adviser uses various technologies in managing the Fund, consistent with its investment objective(s) and strategy described in this Prospectus. For example, proprietary and third-party data and systems are utilized to support decision making for the Fund. Data imprecision, software or other technology malfunctions, programming inaccuracies and similar circumstances may impair the performance of these systems, which may negatively affect Fund performance.



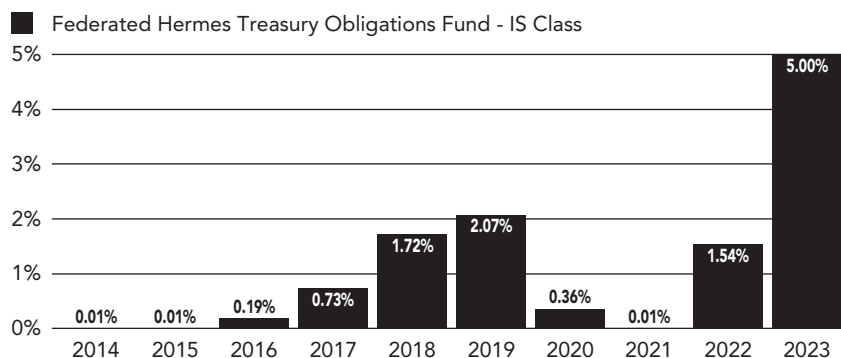
You could lose money by investing in the Fund. Although the Fund seeks to preserve the value of your investment at \$1.00 per share, it cannot guarantee it will do so. An investment in the Fund is not a bank account and is not insured or guaranteed by the Federal Deposit Insurance Corporation or any other government agency. The Fund’s sponsor is not required to reimburse the Fund for losses, and you should not expect that the sponsor will provide financial support to the Fund at any time, including during periods of market stress.

**PERFORMANCE: BAR CHART AND TABLE**

**Risk/Return Bar Chart**

The total returns shown below are for an existing class of shares, Institutional Shares (IS), offered by the Fund. The total returns for the IS class are disclosed below because the Fund’s Advisor Shares (AVR) commenced operations on July 1, 2023 and have not yet completed their first calendar year of operations as of the date of this Prospectus. The total returns for the AVR class would be substantially similar to the annual returns for the IS class over the same period because the classes are invested in the same portfolio of securities and would differ only to the extent the classes do not have the same expenses and, where applicable, sales loads/charges imposed on the purchase and redemption of those classes.

The bar chart and performance table below reflect historical performance data for the Fund and are intended to help you analyze the Fund’s investment risks in light of its historical returns. The bar chart shows the variability of the Fund’s IS class total returns on a calendar year-by-year basis. The Average Annual Total Return table shows returns *averaged* over the stated periods. *The Fund’s performance will fluctuate, and past performance (before and after taxes) is not necessarily an indication of future results.* Updated performance information for the Fund is available under the “Products” section at [FederatedHermes.com/us](http://FederatedHermes.com/us) or by calling 1-800-341-7400.



The Fund’s IS class total return for the six-month period from January 1, 2024 to June 30, 2024, was 2.61%.

Within the periods shown in the bar chart, the Fund’s IS class highest quarterly return was 1.32% (quarter ended December 31, 2023). Its lowest quarterly return was 0.00% (quarter ended December 31, 2021).

**Average Annual Total Return Table**

The following table represents the Fund’s IS class Average Annual Total Returns for the calendar period ended December 31, 2023.

Share Class	1 Year	5 Years	10 Years
IS:	5.00%	1.78%	1.15%

The Fund’s IS class 7-Day Net Yield as of December 31, 2023 was 5.22%. You may go to [FederatedHermes.com/us](http://FederatedHermes.com/us) or call the Fund at 1-800-341-7400 for the current 7-Day Net Yield.

## **FUND MANAGEMENT**

The Fund's Investment Adviser is Federated Investment Management Company.

## **PURCHASE AND SALE OF FUND SHARES**

**The Advisor Shares offered through this Prospectus are available for purchase exclusively to shareholders investing through certain financial intermediaries that have entered into an agreement with the Fund's Distributor with respect to the Advisor Shares. Advisor Shares may not be purchased directly from the Fund.**

The minimum initial investment amount for the Fund's AVR class is generally \$250,000 and there is no minimum subsequent investment amount. There is no minimum initial or subsequent investment amount required for employer-sponsored retirement plans; however, such accounts remain subject to the Fund's policy on "Accounts with Low Balances" as discussed later in this Prospectus. Certain types of accounts are eligible for lower minimum investments. The minimum investment amount for Systematic Investment Programs is \$50.

Financial intermediaries may impose higher or lower minimum investment requirements on their customers than those imposed by the Fund. If an intermediary's aggregate account (omnibus account) meets the Fund's investment minimum requirements, there is no minimum requirement for the underlying sub-accounts. Keep in mind that financial intermediaries may charge you fees for their services in connection with your Share transactions.

You may purchase, redeem or exchange Shares of the Fund, through certain financial intermediaries, on any day the New York Stock Exchange (NYSE) is open. Shares may be purchased through a financial intermediary by wire or by check. Please note that certain purchase restrictions may apply.

## **TAX INFORMATION**

The Fund's distributions are taxable as ordinary income or capital gains except when your investment is through a 401(k) plan, an Individual Retirement Account or other tax-advantaged investment plan.

## **PAYMENTS TO BROKER-DEALERS AND OTHER FINANCIAL INTERMEDIARIES**

If you purchase the Fund through a broker-dealer or other financial intermediary (such as a bank), the Fund and/or its related companies may pay the intermediary for the sale of Fund Shares and related services. These payments may create a conflict of interest by influencing the broker-dealer or other intermediary and your salesperson to recommend the Fund over another investment. Ask your salesperson or visit your financial intermediary's website for more information.

## Fund Summary Information – Service Shares

### Federated Hermes Treasury Obligations Fund (the “Fund”)

#### RISK/RETURN SUMMARY: INVESTMENT OBJECTIVE

The Fund is a money market fund that seeks to maintain a stable net asset value (NAV) of \$1.00 per Share. The Fund’s investment objective is to provide current income consistent with stability of principal.

#### RISK/RETURN SUMMARY: FEES AND EXPENSES

This table describes the fees and expenses that you may pay if you buy, hold and sell Service Shares (SS) of the Fund. **You may pay other fees, such as brokerage commissions and other fees to financial intermediaries, which are not reflected in the tables and examples below.**

#### Shareholder Fees (fees paid directly from your investment)

	SS
Maximum Sales Charge (Load) Imposed on Purchases (as a percentage of offering price) .....	None
Maximum Deferred Sales Charge (Load) (as a percentage of original purchase price or redemption proceeds, as applicable) .....	None
Maximum Sales Charge (Load) Imposed on Reinvested Dividends (and other Distributions) (as a percentage of offering price) .....	None
Redemption Fee (as a percentage of amount redeemed, if applicable) .....	None
Exchange Fee .....	None

#### Annual Fund Operating Expenses (expenses that you pay each year as a percentage of the value of your investment)

	SS
Management Fee <sup>1</sup> .....	0.15%
Distribution (12b-1) Fee .....	None
Other Expenses .....	0.36%
Total Annual Fund Operating Expenses <sup>1</sup> .....	0.51%
Fee Waivers and/or Expense Reimbursements <sup>1,2</sup> .....	(0.06)%
Total Annual Fund Operating Expenses After Fee Waivers and/or Expense Reimbursements .....	0.45%

1 The Management Fee, Total Annual Fund Operating Expenses and Fee Waivers and/or Expense Reimbursements have been restated to reflect current fees due to a reduction in the stated gross Management Fee for the Fund effective October 1, 2023.

2 The Adviser and certain of its affiliates on their own initiative have agreed to waive certain amounts of their respective fees and/or reimburse expenses. Total annual fund operating expenses (excluding acquired fund fees and expenses, interest expense, extraordinary expenses and proxy-related expenses, if any) paid by the Fund’s SS class (after the voluntary waivers and/or reimbursements) will not exceed 0.45% (the “Fee Limit”) up to but not including the later of (the “Termination Date”): (a) October 1, 2025; or (b) the date of the Fund’s next effective Prospectus. While the Adviser and its affiliates currently do not anticipate terminating or increasing these arrangements prior to the Termination Date, these arrangements may only be terminated, or the Fee Limit increased, prior to the Termination Date with the agreement of the Fund’s Board of Trustees (the “Trustees”).

#### Example

This Example is intended to help you compare the cost of investing in the Fund with the cost of investing in other mutual funds.

The Example assumes that you invest \$10,000 for the time periods indicated and then redeem or hold all of your Shares at the end of those periods. The Example also assumes that your investment has a 5% return each year and that operating expenses remain the same. The Example does not reflect sales charges (loads) on reinvested dividends. If these sales charges (loads) were included, your costs would be higher. Although your actual costs and returns may be higher or lower, based on these assumptions your costs would be:

1 Year	\$ 52
3 Years	\$164
5 Years	\$285
10 Years	\$640

## RISK/RETURN SUMMARY: INVESTMENTS, RISKS AND PERFORMANCE

### What are the Fund's Main Investment Strategies?

The Fund invests in a portfolio of U.S. Treasury securities maturing in 397 days or less and repurchase agreements collateralized fully by U.S. Treasury securities. The Fund may also hold cash.

In pursuing its investment objective and implementing its investment strategies, the Fund will comply with Rule 2a-7 under the Investment Company Act of 1940 ("Rule 2a-7").

The Fund will operate as a "government money market fund," as such term is defined in or interpreted under Rule 2a-7 under the Investment Company Act of 1940, as amended (the "1940 Act"). "Government money market funds" are required to invest at least 99.5% of their total assets in: (i) cash; (ii) securities issued or guaranteed by the United States or certain U.S. government agencies or instrumentalities; and/or (iii) repurchase agreements that are collateralized fully. Government money market funds are not required to adopt a liquidity fee framework.

The Fund will invest its assets so that at least 80% of its net assets (plus any borrowings for investment purposes) are invested in Treasury investments. The Fund will notify shareholders at least 60 days in advance of any change in its investment policy that would enable the Fund to invest, under normal circumstances, less than 80% of its net assets (plus any borrowings for investment purposes) in Treasury investments.

### What are the Main Risks of Investing in the Fund?

All mutual funds take investment risks. Therefore, even though the Fund is a money market fund that seeks to maintain a stable NAV, it is possible to lose money by investing in the Fund. The primary factors that may negatively impact the Fund's ability to maintain a stable NAV, delay the payment of redemptions by the Fund, or reduce the Fund's daily dividends include:

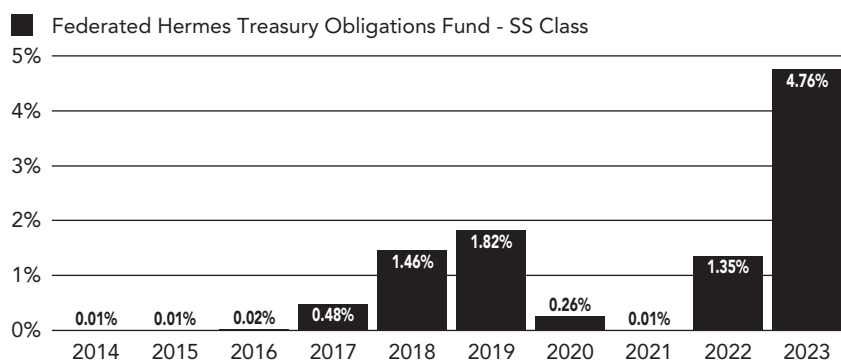
- **Interest Rate Risk.** Prices of fixed-income securities generally fall when interest rates rise. Recent and potential future changes in monetary policy made by central banks and/or their governments are likely to affect the level of interest rates. Very low or negative interest rates magnify interest rate risk. During periods when interest rates are low or there are negative interest rates, the Fund's yield (and total return) also is likely to be lower or the Fund may be unable to maintain a positive return, or yield, or a stable NAV.
- **Counterparty Credit Risk.** A party to a transaction involving the Fund may fail to meet its obligations. This could cause the Fund to lose money or to lose the benefit of the transaction or prevent the Fund from selling or buying other securities to implement its investment strategies.
- **Risk Associated with Investing Share Purchase Proceeds.** On days during which there are net purchases of Fund Shares, the Fund must invest the proceeds at prevailing market yields or hold cash. If the Fund holds cash, or if the yield of the securities purchased is less than that of the securities already in the portfolio, the Fund's yield will likely decrease. Conversely, net purchases on days on which short-term yields rise will likely cause the Fund's yield to increase. In the event of significant changes in short-term yields or significant net purchases, the Fund retains the discretion to close to new investments. However, the Fund is not required to close, and no assurance can be given that this will be done in any given circumstance.
- **Risk Associated with use of Amortized Cost.** In the unlikely event that the Fund's Board of Trustees ("Board") were to determine, pursuant to Rule 2a-7, that the extent of the deviation between the Fund's amortized cost per Share and its market-based NAV per Share may result in material dilution or other unfair results to shareholders, the Board will cause the Fund to take such action as it deems appropriate to eliminate or reduce to the extent practicable such dilution or unfair results.
- **Additional Factors Affecting Yield.** There is no guarantee that the Fund will provide a certain level of income or that any such income will exceed the rate of inflation. Further, the Fund's yield will vary. Periods of very low or negative interest rates impact, in a negative way, the Fund's ability to maintain a positive return, or yield, or pay dividends to Fund shareholders.
- **Risk Related to the Economy.** The value of the Fund's portfolio may decline in tandem with a drop in the overall value of the markets in which the Fund invests and/or other markets. Economic, political and financial conditions, industry or economic trends and developments or public health risks, such as epidemics or pandemics, may, from time to time, and for varying periods of time, cause the Fund to experience volatility, illiquidity, shareholder redemptions, or other potentially adverse effects.
- **Technology Risk.** The Adviser uses various technologies in managing the Fund, consistent with its investment objective(s) and strategy described in this Prospectus. For example, proprietary and third-party data and systems are utilized to support decision making for the Fund. Data imprecision, software or other technology malfunctions, programming inaccuracies and similar circumstances may impair the performance of these systems, which may negatively affect Fund performance.

You could lose money by investing in the Fund. Although the Fund seeks to preserve the value of your investment at \$1.00 per share, it cannot guarantee it will do so. An investment in the Fund is not a bank account and is not insured or guaranteed by the Federal Deposit Insurance Corporation or any other government agency. The Fund’s sponsor is not required to reimburse the Fund for losses, and you should not expect that the sponsor will provide financial support to the Fund at any time, including during periods of market stress.

**PERFORMANCE: BAR CHART AND TABLE**

**Risk/Return Bar Chart**

The bar chart and performance table below reflect historical performance data for the Fund and are intended to help you analyze the Fund’s investment risks in light of its historical returns. The bar chart shows the variability of the Fund’s SS class total returns on a calendar year-by-year basis. The Average Annual Total Return table shows returns *averaged* over the stated periods. *The Fund’s performance will fluctuate, and past performance (before and after taxes) is not necessarily an indication of future results.* Updated performance information for the Fund is available under the “Products” section at [FederatedHermes.com/us](https://FederatedHermes.com/us) or by calling 1-800-341-7400.



The Fund’s SS class total return for the six-month period from January 1, 2024 to June 30, 2024, was 2.49%.

Within the periods shown in the bar chart, the Fund’s SS class highest quarterly return was 1.27% (quarter ended December 31, 2023). Its lowest quarterly return was 0.00% (quarter ended March 31, 2022).

**Average Annual Total Return Table**

The following table represents the Fund’s SS class Average Annual Total Returns for the calendar period ended December 31, 2023.

Share Class	1 Year	5 Years	10 Years
SS:	4.76%	1.62%	1.01%

The Fund’s SS class 7-Day Net Yield as of December 31, 2023 was 5.01%. You may go to [FederatedHermes.com/us](https://FederatedHermes.com/us) or call the Fund at 1-800-341-7400 for the current 7-Day Net Yield.

**FUND MANAGEMENT**

The Fund’s Investment Adviser is Federated Investment Management Company.

**PURCHASE AND SALE OF FUND SHARES**

The minimum initial investment amount for the Fund's SS class is generally \$500,000 and there is no minimum subsequent investment amount. There is no minimum initial or subsequent investment amount required for employer-sponsored retirement plans; however, such accounts remain subject to the Fund's policy on "Accounts with Low Balances" as discussed later in this Prospectus. Certain types of accounts are eligible for lower minimum investments. The minimum investment amount for Systematic Investment Programs is \$50.

Financial intermediaries may impose higher or lower minimum investment requirements on their customers than those imposed by the Fund. If an intermediary's aggregate account (omnibus account) meets the Fund's investment minimum requirements, there is no minimum requirement for the underlying sub-accounts. Keep in mind that financial intermediaries may charge you fees for their services in connection with your Share transactions.

You may purchase, redeem or exchange Shares of the Fund on any day the New York Stock Exchange (NYSE) is open. Shares may be purchased through a financial intermediary or directly from the Fund, by wire or by check. Please note that certain purchase restrictions may apply. Redeem or exchange Shares through a financial intermediary or directly from the Fund by telephone at 1-800-341-7400 or by mail.

**TAX INFORMATION**

The Fund's distributions are taxable as ordinary income or capital gains except when your investment is through a 401(k) plan, an Individual Retirement Account or other tax-advantaged investment plan.

**PAYMENTS TO BROKER-DEALERS AND OTHER FINANCIAL INTERMEDIARIES**

If you purchase the Fund through a broker-dealer or other financial intermediary (such as a bank), the Fund and/or its related companies may pay the intermediary for the sale of Fund Shares and related services. These payments may create a conflict of interest by influencing the broker-dealer or other intermediary and your salesperson to recommend the Fund over another investment. Ask your salesperson or visit your financial intermediary's website for more information.

## Fund Summary Information – Administrative Shares

### Federated Hermes Treasury Obligations Fund (the “Fund”)

#### RISK/RETURN SUMMARY: INVESTMENT OBJECTIVE

The Fund is a money market fund that seeks to maintain a stable net asset value (NAV) of \$1.00 per Share. The Fund’s investment objective is to provide current income consistent with stability of principal.

#### RISK/RETURN SUMMARY: FEES AND EXPENSES

This table describes the fees and expenses that you may pay if you buy, hold and sell Administrative Shares (ADM) of the Fund. **You may pay other fees, such as brokerage commissions and other fees to financial intermediaries, which are not reflected in the tables and examples below.**

#### Shareholder Fees (fees paid directly from your investment)

	ADM
Maximum Sales Charge (Load) Imposed on Purchases (as a percentage of offering price) .....	None
Maximum Deferred Sales Charge (Load) (as a percentage of original purchase price or redemption proceeds, as applicable) .....	None
Maximum Sales Charge (Load) Imposed on Reinvested Dividends (and other Distributions) (as a percentage of offering price) .....	None
Redemption Fee (as a percentage of amount redeemed, if applicable) .....	None
Exchange Fee .....	None

#### Annual Fund Operating Expenses (expenses that you pay each year as a percentage of the value of your investment)

	ADM
Management Fee <sup>1</sup> .....	0.15%
Distribution (12b-1) Fee .....	0.05% <sup>2</sup>
Other Expenses .....	0.33%
Total Annual Fund Operating Expenses <sup>1</sup> .....	0.53%
Fee Waivers and/or Expense Reimbursements <sup>1,3</sup> .....	(0.08)%
Total Annual Fund Operating Expenses After Fee Waivers and/or Expense Reimbursements .....	0.45%

1 The Management Fee, Total Annual Fund Operating Expenses and Fee Waivers and/or Expense Reimbursements have been restated to reflect current fees due to a reduction in the stated gross Management Fee for the Fund effective October 1, 2023.

2 The Fund may incur and pay a Distribution (12b-1) Fee on the ADM class of the Fund of up to a maximum of 0.10%. However, the ADM class of the Fund will not incur and pay a 12b-1 Fee in excess of 0.05% until such time as approved by the Fund’s Board of Trustees (the “Trustees”).

3 The Adviser and certain of its affiliates on their own initiative have agreed to waive certain amounts of their respective fees and/or reimburse expenses. Total annual fund operating expenses (excluding acquired fund fees and expenses, interest expense, extraordinary expenses and proxy-related expenses, if any) paid by the Fund’s ADM class (after the voluntary waivers and/or reimbursements) will not exceed 0.45% (the “Fee Limit”) up to but not including the later of (the “Termination Date”): (a) October 1, 2025; or (b) the date of the Fund’s next effective Prospectus. While the Adviser and its affiliates currently do not anticipate terminating or increasing these arrangements prior to the Termination Date, these arrangements may only be terminated, or the Fee Limit increased, prior to the Termination Date with the agreement of the Trustees.

#### Example

This Example is intended to help you compare the cost of investing in the Fund with the cost of investing in other mutual funds.

The Example assumes that you invest \$10,000 for the time periods indicated and then redeem or hold all of your Shares at the end of those periods. The Example also assumes that your investment has a 5% return each year and that operating expenses remain the same. The Example does not reflect sales charges (loads) on reinvested dividends. If these sales charges (loads) were included, your costs would be higher. Although your actual costs and returns may be higher or lower, based on these assumptions your costs would be:

1 Year	\$ 54
3 Years	\$170
5 Years	\$296
10 Years	\$665



## RISK/RETURN SUMMARY: INVESTMENTS, RISKS AND PERFORMANCE

### What are the Fund's Main Investment Strategies?

The Fund invests in a portfolio of U.S. Treasury securities maturing in 397 days or less and repurchase agreements collateralized fully by U.S. Treasury securities. The Fund may also hold cash.

In pursuing its investment objective and implementing its investment strategies, the Fund will comply with Rule 2a-7 under the Investment Company Act of 1940 ("Rule 2a-7").

The Fund will operate as a "government money market fund," as such term is defined in or interpreted under Rule 2a-7 under the Investment Company Act of 1940, as amended (the "1940 Act"). "Government money market funds" are required to invest at least 99.5% of their total assets in: (i) cash; (ii) securities issued or guaranteed by the United States or certain U.S. government agencies or instrumentalities; and/or (iii) repurchase agreements that are collateralized fully. Government money market funds are not required to adopt a liquidity fee framework.

The Fund will invest its assets so that at least 80% of its net assets (plus any borrowings for investment purposes) are invested in Treasury investments. The Fund will notify shareholders at least 60 days in advance of any change in its investment policy that would enable the Fund to invest, under normal circumstances, less than 80% of its net assets (plus any borrowings for investment purposes) in Treasury investments.

### What are the Main Risks of Investing in the Fund?

All mutual funds take investment risks. Therefore, even though the Fund is a money market fund that seeks to maintain a stable NAV, it is possible to lose money by investing in the Fund. The primary factors that may negatively impact the Fund's ability to maintain a stable NAV, delay the payment of redemptions by the Fund, or reduce the Fund's daily dividends include:

- **Interest Rate Risk.** Prices of fixed-income securities generally fall when interest rates rise. Recent and potential future changes in monetary policy made by central banks and/or their governments are likely to affect the level of interest rates. Very low or negative interest rates magnify interest rate risk. During periods when interest rates are low or there are negative interest rates, the Fund's yield (and total return) also is likely to be lower or the Fund may be unable to maintain a positive return, or yield, or a stable NAV.
- **Counterparty Credit Risk.** A party to a transaction involving the Fund may fail to meet its obligations. This could cause the Fund to lose money or to lose the benefit of the transaction or prevent the Fund from selling or buying other securities to implement its investment strategies.
- **Risk Associated with Investing Share Purchase Proceeds.** On days during which there are net purchases of Fund Shares, the Fund must invest the proceeds at prevailing market yields or hold cash. If the Fund holds cash, or if the yield of the securities purchased is less than that of the securities already in the portfolio, the Fund's yield will likely decrease. Conversely, net purchases on days on which short-term yields rise will likely cause the Fund's yield to increase. In the event of significant changes in short-term yields or significant net purchases, the Fund retains the discretion to close to new investments. However, the Fund is not required to close, and no assurance can be given that this will be done in any given circumstance.
- **Risk Associated with use of Amortized Cost.** In the unlikely event that the Fund's Board of Trustees ("Board") were to determine, pursuant to Rule 2a-7, that the extent of the deviation between the Fund's amortized cost per Share and its market-based NAV per Share may result in material dilution or other unfair results to shareholders, the Board will cause the Fund to take such action as it deems appropriate to eliminate or reduce to the extent practicable such dilution or unfair results.
- **Additional Factors Affecting Yield.** There is no guarantee that the Fund will provide a certain level of income or that any such income will exceed the rate of inflation. Further, the Fund's yield will vary. Periods of very low or negative interest rates impact, in a negative way, the Fund's ability to maintain a positive return, or yield, or pay dividends to Fund shareholders.
- **Risk Related to the Economy.** The value of the Fund's portfolio may decline in tandem with a drop in the overall value of the markets in which the Fund invests and/or other markets. Economic, political and financial conditions, industry or economic trends and developments or public health risks, such as epidemics or pandemics, may, from time to time, and for varying periods of time, cause the Fund to experience volatility, illiquidity, shareholder redemptions, or other potentially adverse effects.
- **Technology Risk.** The Adviser uses various technologies in managing the Fund, consistent with its investment objective(s) and strategy described in this Prospectus. For example, proprietary and third-party data and systems are utilized to support decision making for the Fund. Data imprecision, software or other technology malfunctions, programming inaccuracies and similar circumstances may impair the performance of these systems, which may negatively affect Fund performance.



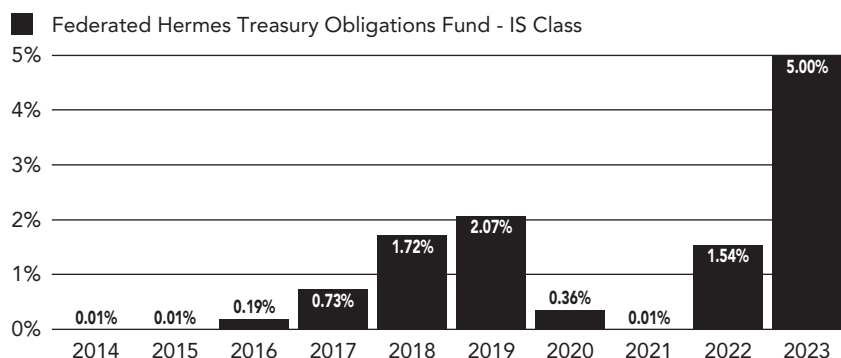
You could lose money by investing in the Fund. Although the Fund seeks to preserve the value of your investment at \$1.00 per share, it cannot guarantee it will do so. An investment in the Fund is not a bank account and is not insured or guaranteed by the Federal Deposit Insurance Corporation or any other government agency. The Fund’s sponsor is not required to reimburse the Fund for losses, and you should not expect that the sponsor will provide financial support to the Fund at any time, including during periods of market stress.

**PERFORMANCE: BAR CHART AND TABLE**

**Risk/Return Bar Chart**

The total returns shown below are for an existing class of shares, Institutional Shares (IS), offered by the Fund. The total returns for the IS class are disclosed below because the Fund’s Administrative Shares (ADM) commenced operations on July 1, 2023 and have not yet completed their first calendar year of operations as of the date of this Prospectus. The total returns for the ADM class would be substantially similar to the annual returns for the IS class over the same period because the classes are invested in the same portfolio of securities and would differ only to the extent the classes do not have the same expenses and, where applicable, sales loads/charges imposed on the purchase and redemption of those classes. The expense ratio of the ADM class is higher than the expense ratio of the IS class; accordingly, the actual performance of the ADM class is anticipated to be lower than the performance of the IS class.

The bar chart and performance table below reflect historical performance data for the Fund and are intended to help you analyze the Fund’s investment risks in light of its historical returns. The bar chart shows the variability of the Fund’s IS class total returns on a calendar year-by-year basis. The Average Annual Total Return table shows returns *averaged* over the stated periods. *The Fund’s performance will fluctuate, and past performance (before and after taxes) is not necessarily an indication of future results.* Updated performance information for the Fund is available under the “Products” section at [FederatedHermes.com/us](http://FederatedHermes.com/us) or by calling 1-800-341-7400.



The Fund’s IS class total return for the six-month period from January 1, 2024 to June 30, 2024, was 2.61%.

Within the periods shown in the bar chart, the Fund’s IS class highest quarterly return was 1.32% (quarter ended December 31, 2023). Its lowest quarterly return was 0.00% (quarter ended December 31, 2021).

**Average Annual Total Return Table**

The following table represents the Fund’s IS class Average Annual Total Returns for the calendar period ended December 31, 2023.

Share Class	1 Year	5 Years	10 Years
IS:	5.00%	1.78%	1.15%

The Fund’s IS class 7-Day Net Yield as of December 31, 2023 was 5.22%. You may go to [FederatedHermes.com/us](http://FederatedHermes.com/us) or call the Fund at 1-800-341-7400 for the current 7-Day Net Yield.

**FUND MANAGEMENT**

The Fund's Investment Adviser is Federated Investment Management Company.

**PURCHASE AND SALE OF FUND SHARES**

The minimum initial investment amount for the Fund's ADM class is generally \$500,000 and there is no minimum subsequent investment amount. There is no minimum initial or subsequent investment amount required for employer-sponsored retirement plans; however, such accounts remain subject to the Fund's policy on "Accounts with Low Balances" as discussed later in this Prospectus. Certain types of accounts are eligible for lower minimum investments. The minimum investment amount for Systematic Investment Programs is \$50.

Financial intermediaries may impose higher or lower minimum investment requirements on their customers than those imposed by the Fund. If an intermediary's aggregate account (omnibus account) meets the Fund's investment minimum requirements, there is no minimum requirement for the underlying sub-accounts. Keep in mind that financial intermediaries may charge you fees for their services in connection with your Share transactions.

You may purchase, redeem or exchange Shares of the Fund on any day the New York Stock Exchange (NYSE) is open. Shares may be purchased through a financial intermediary or directly from the Fund, by wire or by check. Please note that certain purchase restrictions may apply. Redeem or exchange Shares through a financial intermediary or directly from the Fund by telephone at 1-800-341-7400 or by mail.

**TAX INFORMATION**

The Fund's distributions are taxable as ordinary income or capital gains except when your investment is through a 401(k) plan, an Individual Retirement Account or other tax-advantaged investment plan.

**PAYMENTS TO BROKER-DEALERS AND OTHER FINANCIAL INTERMEDIARIES**

If you purchase the Fund through a broker-dealer or other financial intermediary (such as a bank), the Fund and/or its related companies may pay the intermediary for the sale of Fund Shares and related services. These payments may create a conflict of interest by influencing the broker-dealer or other intermediary and your salesperson to recommend the Fund over another investment. Ask your salesperson or visit your financial intermediary's website for more information.

## Fund Summary Information – Cash Management Shares

### Federated Hermes Treasury Obligations Fund (the “Fund”)

#### RISK/RETURN SUMMARY: INVESTMENT OBJECTIVE

The Fund is a money market fund that seeks to maintain a stable net asset value (NAV) of \$1.00 per Share. The Fund’s investment objective is to provide current income consistent with stability of principal.

#### RISK/RETURN SUMMARY: FEES AND EXPENSES

This table describes the fees and expenses that you may pay if you buy, hold and sell Cash Management Shares (CMS) of the Fund. **You may pay other fees, such as brokerage commissions and other fees to financial intermediaries, which are not reflected in the tables and examples below.**

#### Shareholder Fees (fees paid directly from your investment)

	CMS
Maximum Sales Charge (Load) Imposed on Purchases (as a percentage of offering price) .....	None
Maximum Deferred Sales Charge (Load) (as a percentage of original purchase price or redemption proceeds, as applicable) .....	None
Maximum Sales Charge (Load) Imposed on Reinvested Dividends (and other Distributions) (as a percentage of offering price) .....	None
Redemption Fee (as a percentage of amount redeemed, if applicable) .....	None
Exchange Fee .....	None

#### Annual Fund Operating Expenses (expenses that you pay each year as a percentage of the value of your investment)

	CMS
Management Fee <sup>1</sup> .....	0.15%
Distribution (12b-1) Fee .....	0.30%
Other Expenses .....	0.34%
Total Annual Fund Operating Expenses <sup>1</sup> .....	0.79%
Fee Waivers and/or Expense Reimbursements <sup>1,2</sup> .....	(0.09)%
Total Annual Fund Operating Expenses After Fee Waivers and/or Expense Reimbursements .....	0.70%

1 The Management Fee, Total Annual Fund Operating Expenses and Fee Waivers and/or Expense Reimbursements have been restated to reflect current fees due to a reduction in the stated gross Management Fee for the Fund effective October 1, 2023.

2 The Adviser and certain of its affiliates on their own initiative have agreed to waive certain amounts of their respective fees and/or reimburse expenses. Total annual fund operating expenses (excluding acquired fund fees and expenses, interest expense, extraordinary expenses and proxy-related expenses, if any) paid by the Fund’s CMS class (after the voluntary waivers and/or reimbursements) will not exceed 0.70% (the “Fee Limit”) up to but not including the later of (the “Termination Date”): (a) October 1, 2025; or (b) the date of the Fund’s next effective Prospectus. While the Adviser and its affiliates currently do not anticipate terminating or increasing these arrangements prior to the Termination Date, these arrangements may only be terminated, or the Fee Limit increased, prior to the Termination Date with the agreement of the Fund’s Board of Trustees (the “Trustees”).

#### Example

This Example is intended to help you compare the cost of investing in the Fund with the cost of investing in other mutual funds.

The Example assumes that you invest \$10,000 for the time periods indicated and then redeem or hold all of your Shares at the end of those periods. The Example also assumes that your investment has a 5% return each year and that operating expenses remain the same. The Example does not reflect sales charges (loads) on reinvested dividends. If these sales charges (loads) were included, your costs would be higher. Although your actual costs and returns may be higher or lower, based on these assumptions your costs would be:

1 Year	\$ 81
3 Years	\$252
5 Years	\$439
10 Years	\$978

## RISK/RETURN SUMMARY: INVESTMENTS, RISKS AND PERFORMANCE

### What are the Fund's Main Investment Strategies?

The Fund invests in a portfolio of U.S. Treasury securities maturing in 397 days or less and repurchase agreements collateralized fully by U.S. Treasury securities. The Fund may also hold cash.

In pursuing its investment objective and implementing its investment strategies, the Fund will comply with Rule 2a-7 under the Investment Company Act of 1940 ("Rule 2a-7").

The Fund will operate as a "government money market fund," as such term is defined in or interpreted under Rule 2a-7 under the Investment Company Act of 1940, as amended (the "1940 Act"). "Government money market funds" are required to invest at least 99.5% of their total assets in: (i) cash; (ii) securities issued or guaranteed by the United States or certain U.S. government agencies or instrumentalities; and/or (iii) repurchase agreements that are collateralized fully. Government money market funds are not required to adopt a liquidity fee framework.

The Fund will invest its assets so that at least 80% of its net assets (plus any borrowings for investment purposes) are invested in Treasury investments. The Fund will notify shareholders at least 60 days in advance of any change in its investment policy that would enable the Fund to invest, under normal circumstances, less than 80% of its net assets (plus any borrowings for investment purposes) in Treasury investments.

### What are the Main Risks of Investing in the Fund?

All mutual funds take investment risks. Therefore, even though the Fund is a money market fund that seeks to maintain a stable NAV, it is possible to lose money by investing in the Fund. The primary factors that may negatively impact the Fund's ability to maintain a stable NAV, delay the payment of redemptions by the Fund, or reduce the Fund's daily dividends include:

- **Interest Rate Risk.** Prices of fixed-income securities generally fall when interest rates rise. Recent and potential future changes in monetary policy made by central banks and/or their governments are likely to affect the level of interest rates. Very low or negative interest rates magnify interest rate risk. During periods when interest rates are low or there are negative interest rates, the Fund's yield (and total return) also is likely to be lower or the Fund may be unable to maintain a positive return, or yield, or a stable NAV.
- **Counterparty Credit Risk.** A party to a transaction involving the Fund may fail to meet its obligations. This could cause the Fund to lose money or to lose the benefit of the transaction or prevent the Fund from selling or buying other securities to implement its investment strategies.
- **Risk Associated with Investing Share Purchase Proceeds.** On days during which there are net purchases of Fund Shares, the Fund must invest the proceeds at prevailing market yields or hold cash. If the Fund holds cash, or if the yield of the securities purchased is less than that of the securities already in the portfolio, the Fund's yield will likely decrease. Conversely, net purchases on days on which short-term yields rise will likely cause the Fund's yield to increase. In the event of significant changes in short-term yields or significant net purchases, the Fund retains the discretion to close to new investments. However, the Fund is not required to close, and no assurance can be given that this will be done in any given circumstance.
- **Risk Associated with use of Amortized Cost.** In the unlikely event that the Fund's Board of Trustees ("Board") were to determine, pursuant to Rule 2a-7, that the extent of the deviation between the Fund's amortized cost per Share and its market-based NAV per Share may result in material dilution or other unfair results to shareholders, the Board will cause the Fund to take such action as it deems appropriate to eliminate or reduce to the extent practicable such dilution or unfair results.
- **Additional Factors Affecting Yield.** There is no guarantee that the Fund will provide a certain level of income or that any such income will exceed the rate of inflation. Further, the Fund's yield will vary. Periods of very low or negative interest rates impact, in a negative way, the Fund's ability to maintain a positive return, or yield, or pay dividends to Fund shareholders.
- **Risk Related to the Economy.** The value of the Fund's portfolio may decline in tandem with a drop in the overall value of the markets in which the Fund invests and/or other markets. Economic, political and financial conditions, industry or economic trends and developments or public health risks, such as epidemics or pandemics, may, from time to time, and for varying periods of time, cause the Fund to experience volatility, illiquidity, shareholder redemptions, or other potentially adverse effects.
- **Technology Risk.** The Adviser uses various technologies in managing the Fund, consistent with its investment objective(s) and strategy described in this Prospectus. For example, proprietary and third-party data and systems are utilized to support decision making for the Fund. Data imprecision, software or other technology malfunctions, programming inaccuracies and similar circumstances may impair the performance of these systems, which may negatively affect Fund performance.

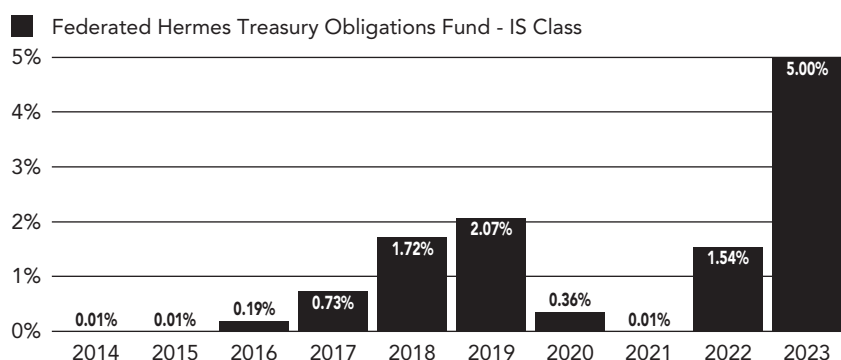
You could lose money by investing in the Fund. Although the Fund seeks to preserve the value of your investment at \$1.00 per share, it cannot guarantee it will do so. An investment in the Fund is not a bank account and is not insured or guaranteed by the Federal Deposit Insurance Corporation or any other government agency. The Fund’s sponsor is not required to reimburse the Fund for losses, and you should not expect that the sponsor will provide financial support to the Fund at any time, including during periods of market stress.

**PERFORMANCE: BAR CHART AND TABLE**

**Risk/Return Bar Chart**

The total returns shown below are for an existing class of shares, Institutional Shares (IS), offered by the Fund. The total returns for the IS class are disclosed below because the Fund’s Cash Management Shares (CMS) commenced operations on July 1, 2023 and have not yet completed their first calendar year of operations as of the date of this Prospectus. The total returns for the CMS class would be substantially similar to the annual returns for the IS class over the same period because the classes are invested in the same portfolio of securities and would differ only to the extent the classes do not have the same expenses and, where applicable, sales loads/charges imposed on the purchase and redemption of those classes. The expense ratio of the CMS class is higher than the expense ratio of the IS class; accordingly, the actual performance of the CMS class is anticipated to be lower than the performance of the IS class.

The bar chart and performance table below reflect historical performance data for the Fund and are intended to help you analyze the Fund’s investment risks in light of its historical returns. The bar chart shows the variability of the Fund’s IS class total returns on a calendar year-by-year basis. The Average Annual Total Return table shows returns *averaged* over the stated periods. *The Fund’s performance will fluctuate, and past performance (before and after taxes) is not necessarily an indication of future results.* Updated performance information for the Fund is available under the “Products” section at [FederatedHermes.com/us](https://FederatedHermes.com/us) or by calling 1-800-341-7400.



The Fund’s IS class total return for the six-month period from January 1, 2024 to June 30, 2024, was 2.61%.

Within the periods shown in the bar chart, the Fund’s IS class highest quarterly return was 1.32% (quarter ended December 31, 2023). Its lowest quarterly return was 0.00% (quarter ended December 31, 2021).

**Average Annual Total Return Table**

The following table represents the Fund’s IS class Average Annual Total Returns for the calendar period ended December 31, 2023.

Share Class	1 Year	5 Years	10 Years
IS:	5.00%	1.78%	1.15%

The Fund’s IS class 7-Day Net Yield as of December 31, 2023 was 5.22%. You may go to [FederatedHermes.com/us](https://FederatedHermes.com/us) or call the Fund at 1-800-341-7400 for the current 7-Day Net Yield.

**FUND MANAGEMENT**

The Fund's Investment Adviser is Federated Investment Management Company.

**PURCHASE AND SALE OF FUND SHARES**

The minimum initial investment amount for the Fund's CMS class is generally \$500,000 and there is no minimum subsequent investment amount. There is no minimum initial or subsequent investment amount required for employer-sponsored retirement plans; however, such accounts remain subject to the Fund's policy on "Accounts with Low Balances" as discussed later in this Prospectus. Certain types of accounts are eligible for lower minimum investments. The minimum investment amount for Systematic Investment Programs is \$50.

Financial intermediaries may impose higher or lower minimum investment requirements on their customers than those imposed by the Fund. If an intermediary's aggregate account (omnibus account) meets the Fund's investment minimum requirements, there is no minimum requirement for the underlying sub-accounts. Keep in mind that financial intermediaries may charge you fees for their services in connection with your Share transactions.

You may purchase, redeem or exchange Shares of the Fund on any day the New York Stock Exchange (NYSE) is open. Shares may be purchased through a financial intermediary or directly from the Fund, by wire or by check. Please note that certain purchase restrictions may apply. Redeem or exchange Shares through a financial intermediary or directly from the Fund by telephone at 1-800-341-7400 or by mail.

**TAX INFORMATION**

The Fund's distributions are taxable as ordinary income or capital gains except when your investment is through a 401(k) plan, an Individual Retirement Account or other tax-advantaged investment plan.

**PAYMENTS TO BROKER-DEALERS AND OTHER FINANCIAL INTERMEDIARIES**

If you purchase the Fund through a broker-dealer or other financial intermediary (such as a bank), the Fund and/or its related companies may pay the intermediary for the sale of Fund Shares and related services. These payments may create a conflict of interest by influencing the broker-dealer or other intermediary and your salesperson to recommend the Fund over another investment. Ask your salesperson or visit your financial intermediary's website for more information.

## Fund Summary Information – Capital Shares

### Federated Hermes Treasury Obligations Fund (the “Fund”)

#### RISK/RETURN SUMMARY: INVESTMENT OBJECTIVE

The Fund is a money market fund that seeks to maintain a stable net asset value (NAV) of \$1.00 per Share. The Fund’s investment objective is to provide current income consistent with stability of principal.

#### RISK/RETURN SUMMARY: FEES AND EXPENSES

This table describes the fees and expenses that you may pay if you buy, hold and sell Capital Shares (CAP) of the Fund. **You may pay other fees, such as brokerage commissions and other fees to financial intermediaries, which are not reflected in the tables and examples below.**

#### Shareholder Fees (fees paid directly from your investment)

	CAP
Maximum Sales Charge (Load) Imposed on Purchases (as a percentage of offering price) .....	None
Maximum Deferred Sales Charge (Load) (as a percentage of original purchase price or redemption proceeds, as applicable) .....	None
Maximum Sales Charge (Load) Imposed on Reinvested Dividends (and other Distributions) (as a percentage of offering price) .....	None
Redemption Fee (as a percentage of amount redeemed, if applicable) .....	None
Exchange Fee .....	None

#### Annual Fund Operating Expenses (expenses that you pay each year as a percentage of the value of your investment)

	CAP
Management Fee <sup>1</sup> .....	0.15%
Distribution (12b-1) Fee .....	None
Other Expenses .....	0.34%
Total Annual Fund Operating Expenses <sup>1</sup> .....	0.49%
Fee Waivers and/or Expense Reimbursements <sup>1,2</sup> .....	(0.19)%
Total Annual Fund Operating Expenses After Fee Waivers and/or Expense Reimbursements .....	0.30%

1 The Management Fee, Total Annual Fund Operating Expenses and Fee Waivers and/or Expense Reimbursements have been restated to reflect current fees due to a reduction in the stated gross Management Fee for the Fund effective October 1, 2023.

2 The Adviser and certain of its affiliates on their own initiative have agreed to waive certain amounts of their respective fees and/or reimburse expenses. Total annual fund operating expenses (excluding acquired fund fees and expenses, interest expense, extraordinary expenses and proxy-related expenses, if any) paid by the Fund’s CAP class (after the voluntary waivers and/or reimbursements) will not exceed 0.30% (the “Fee Limit”) up to but not including the later of (the “Termination Date”): (a) October 1, 2025; or (b) the date of the Fund’s next effective Prospectus. While the Adviser and its affiliates currently do not anticipate terminating or increasing these arrangements prior to the Termination Date, these arrangements may only be terminated, or the Fee Limit increased, prior to the Termination Date with the agreement of the Fund’s Board of Trustees (the “Trustees”).

#### Example

This Example is intended to help you compare the cost of investing in the Fund with the cost of investing in other mutual funds.

The Example assumes that you invest \$10,000 for the time periods indicated and then redeem or hold all of your Shares at the end of those periods. The Example also assumes that your investment has a 5% return each year and that operating expenses remain the same. The Example does not reflect sales charges (loads) on reinvested dividends. If these sales charges (loads) were included, your costs would be higher. Although your actual costs and returns may be higher or lower, based on these assumptions your costs would be:

1 Year	\$ 50
3 Years	\$157
5 Years	\$274
10 Years	\$616



## RISK/RETURN SUMMARY: INVESTMENTS, RISKS AND PERFORMANCE

### What are the Fund's Main Investment Strategies?

The Fund invests in a portfolio of U.S. Treasury securities maturing in 397 days or less and repurchase agreements collateralized fully by U.S. Treasury securities. The Fund may also hold cash.

In pursuing its investment objective and implementing its investment strategies, the Fund will comply with Rule 2a-7 under the Investment Company Act of 1940 ("Rule 2a-7").

The Fund will operate as a "government money market fund," as such term is defined in or interpreted under Rule 2a-7 under the Investment Company Act of 1940, as amended (the "1940 Act"). "Government money market funds" are required to invest at least 99.5% of their total assets in: (i) cash; (ii) securities issued or guaranteed by the United States or certain U.S. government agencies or instrumentalities; and/or (iii) repurchase agreements that are collateralized fully. Government money market funds are not required to adopt a liquidity fee framework.

The Fund will invest its assets so that at least 80% of its net assets (plus any borrowings for investment purposes) are invested in Treasury investments. The Fund will notify shareholders at least 60 days in advance of any change in its investment policy that would enable the Fund to invest, under normal circumstances, less than 80% of its net assets (plus any borrowings for investment purposes) in Treasury investments.

### What are the Main Risks of Investing in the Fund?

All mutual funds take investment risks. Therefore, even though the Fund is a money market fund that seeks to maintain a stable NAV, it is possible to lose money by investing in the Fund. The primary factors that may negatively impact the Fund's ability to maintain a stable NAV, delay the payment of redemptions by the Fund, or reduce the Fund's daily dividends include:

- **Interest Rate Risk.** Prices of fixed-income securities generally fall when interest rates rise. Recent and potential future changes in monetary policy made by central banks and/or their governments are likely to affect the level of interest rates. Very low or negative interest rates magnify interest rate risk. During periods when interest rates are low or there are negative interest rates, the Fund's yield (and total return) also is likely to be lower or the Fund may be unable to maintain a positive return, or yield, or a stable NAV.
- **Counterparty Credit Risk.** A party to a transaction involving the Fund may fail to meet its obligations. This could cause the Fund to lose money or to lose the benefit of the transaction or prevent the Fund from selling or buying other securities to implement its investment strategies.
- **Risk Associated with Investing Share Purchase Proceeds.** On days during which there are net purchases of Fund Shares, the Fund must invest the proceeds at prevailing market yields or hold cash. If the Fund holds cash, or if the yield of the securities purchased is less than that of the securities already in the portfolio, the Fund's yield will likely decrease. Conversely, net purchases on days on which short-term yields rise will likely cause the Fund's yield to increase. In the event of significant changes in short-term yields or significant net purchases, the Fund retains the discretion to close to new investments. However, the Fund is not required to close, and no assurance can be given that this will be done in any given circumstance.
- **Risk Associated with use of Amortized Cost.** In the unlikely event that the Fund's Board of Trustees ("Board") were to determine, pursuant to Rule 2a-7, that the extent of the deviation between the Fund's amortized cost per Share and its market-based NAV per Share may result in material dilution or other unfair results to shareholders, the Board will cause the Fund to take such action as it deems appropriate to eliminate or reduce to the extent practicable such dilution or unfair results.
- **Additional Factors Affecting Yield.** There is no guarantee that the Fund will provide a certain level of income or that any such income will exceed the rate of inflation. Further, the Fund's yield will vary. Periods of very low or negative interest rates impact, in a negative way, the Fund's ability to maintain a positive return, or yield, or pay dividends to Fund shareholders.
- **Risk Related to the Economy.** The value of the Fund's portfolio may decline in tandem with a drop in the overall value of the markets in which the Fund invests and/or other markets. Economic, political and financial conditions, industry or economic trends and developments or public health risks, such as epidemics or pandemics, may, from time to time, and for varying periods of time, cause the Fund to experience volatility, illiquidity, shareholder redemptions, or other potentially adverse effects.
- **Technology Risk.** The Adviser uses various technologies in managing the Fund, consistent with its investment objective(s) and strategy described in this Prospectus. For example, proprietary and third-party data and systems are utilized to support decision making for the Fund. Data imprecision, software or other technology malfunctions, programming inaccuracies and similar circumstances may impair the performance of these systems, which may negatively affect Fund performance.

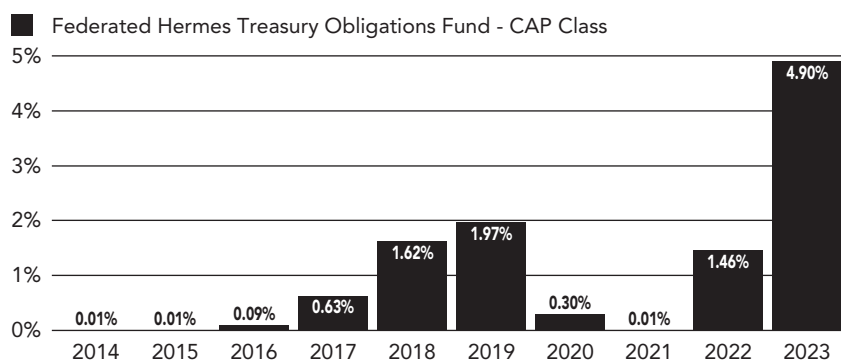


You could lose money by investing in the Fund. Although the Fund seeks to preserve the value of your investment at \$1.00 per share, it cannot guarantee it will do so. An investment in the Fund is not a bank account and is not insured or guaranteed by the Federal Deposit Insurance Corporation or any other government agency. The Fund’s sponsor is not required to reimburse the Fund for losses, and you should not expect that the sponsor will provide financial support to the Fund at any time, including during periods of market stress.

**PERFORMANCE: BAR CHART AND TABLE**

**Risk/Return Bar Chart**

The bar chart and performance table below reflect historical performance data for the Fund and are intended to help you analyze the Fund’s investment risks in light of its historical returns. The bar chart shows the variability of the Fund’s CAP class total returns on a calendar year-by-year basis. The Average Annual Total Return table shows returns *averaged* over the stated periods. *The Fund’s performance will fluctuate, and past performance (before and after taxes) is not necessarily an indication of future results.* Updated performance information for the Fund is available under the “Products” section at [FederatedHermes.com/us](http://FederatedHermes.com/us) or by calling 1-800-341-7400.



The Fund’s CAP class total return for the six-month period from January 1, 2024 to June 30, 2024, was 2.55%.

Within the periods shown in the bar chart, the Fund’s CAP class highest quarterly return was 1.29% (quarter ended December 31, 2023). Its lowest quarterly return was 0.00% (quarter ended March 31, 2022).

**Average Annual Total Return Table**

The following table represents the Fund’s CAP class Average Annual Total Returns for the calendar period ended December 31, 2023.

Share Class	1 Year	5 Years	10 Years
<b>CAP:</b>	4.90%	1.71%	1.09%

The Fund’s CAP class 7-Day Net Yield as of December 31, 2023 was 5.12%. You may go to [FederatedHermes.com/us](http://FederatedHermes.com/us) or call the Fund at 1-800-341-7400 for the current 7-Day Net Yield.

**FUND MANAGEMENT**

The Fund’s Investment Adviser is Federated Investment Management Company.

## **PURCHASE AND SALE OF FUND SHARES**

The minimum initial investment amount for the Fund's CAP class is generally \$500,000 and there is no minimum subsequent investment amount. There is no minimum initial or subsequent investment amount required for employer-sponsored retirement plans; however, such accounts remain subject to the Fund's policy on "Accounts with Low Balances" as discussed later in this Prospectus. Certain types of accounts are eligible for lower minimum investments. The minimum investment amount for Systematic Investment Programs is \$50.

Financial intermediaries may impose higher or lower minimum investment requirements on their customers than those imposed by the Fund. If an intermediary's aggregate account (omnibus account) meets the Fund's investment minimum requirements, there is no minimum requirement for the underlying sub-accounts. Keep in mind that financial intermediaries may charge you fees for their services in connection with your Share transactions.

You may purchase, redeem or exchange Shares of the Fund on any day the New York Stock Exchange (NYSE) is open. Shares may be purchased through a financial intermediary or directly from the Fund, by wire or by check. Please note that certain purchase restrictions may apply. Redeem or exchange Shares through a financial intermediary or directly from the Fund by telephone at 1-800-341-7400 or by mail.

## **TAX INFORMATION**

The Fund's distributions are taxable as ordinary income or capital gains except when your investment is through a 401(k) plan, an Individual Retirement Account or other tax-advantaged investment plan.

## **PAYMENTS TO BROKER-DEALERS AND OTHER FINANCIAL INTERMEDIARIES**

If you purchase the Fund through a broker-dealer or other financial intermediary (such as a bank), the Fund and/or its related companies may pay the intermediary for the sale of Fund Shares and related services. These payments may create a conflict of interest by influencing the broker-dealer or other intermediary and your salesperson to recommend the Fund over another investment. Ask your salesperson or visit your financial intermediary's website for more information.

## Fund Summary Information – Trust Shares

### Federated Hermes Treasury Obligations Fund (the “Fund”)

#### RISK/RETURN SUMMARY: INVESTMENT OBJECTIVE

The Fund is a money market fund that seeks to maintain a stable net asset value (NAV) of \$1.00 per Share. The Fund’s investment objective is to provide current income consistent with stability of principal.

#### RISK/RETURN SUMMARY: FEES AND EXPENSES

This table describes the fees and expenses that you may pay if you buy, hold and sell Trust Shares (TR) of the Fund. **You may pay other fees, such as brokerage commissions and other fees to financial intermediaries, which are not reflected in the tables and examples below.**

#### Shareholder Fees (fees paid directly from your investment)

	TR
Maximum Sales Charge (Load) Imposed on Purchases (as a percentage of offering price) .....	None
Maximum Deferred Sales Charge (Load) (as a percentage of original purchase price or redemption proceeds, as applicable) .....	None
Maximum Sales Charge (Load) Imposed on Reinvested Dividends (and other Distributions) (as a percentage of offering price) .....	None
Redemption Fee (as a percentage of amount redeemed, if applicable) .....	None
Exchange Fee .....	None

#### Annual Fund Operating Expenses (expenses that you pay each year as a percentage of the value of your investment)

	TR
Management Fee <sup>1</sup> .....	0.15%
Distribution (12b-1) Fee .....	0.25%
Other Expenses .....	0.35%
Total Annual Fund Operating Expenses <sup>1</sup> .....	0.75%
Fee Waivers and/or Expense Reimbursements <sup>1,2</sup> .....	(0.05)%
Total Annual Fund Operating Expenses After Fee Waivers and/or Expense Reimbursements .....	0.70%

1 The Management Fee, Total Annual Fund Operating Expenses and Fee Waivers and/or Expense Reimbursements have been restated to reflect current fees due to a reduction in the stated gross Management Fee for the Fund effective October 1, 2023.

2 The Adviser and certain of its affiliates on their own initiative have agreed to waive certain amounts of their respective fees and/or reimburse expenses. Total annual fund operating expenses (excluding acquired fund fees and expenses, interest expense, extraordinary expenses and proxy-related expenses, if any) paid by the Fund’s TR class (after the voluntary waivers and/or reimbursements) will not exceed 0.70% (the “Fee Limit”) up to but not including the later of (the “Termination Date”): (a) October 1, 2025; or (b) the date of the Fund’s next effective Prospectus. While the Adviser and its affiliates currently do not anticipate terminating or increasing these arrangements prior to the Termination Date, these arrangements may only be terminated, or the Fee Limit increased, prior to the Termination Date with the agreement of the Fund’s Board of Trustees (the “Trustees”).

#### Example

This Example is intended to help you compare the cost of investing in the Fund with the cost of investing in other mutual funds.

The Example assumes that you invest \$10,000 for the time periods indicated and then redeem or hold all of your Shares at the end of those periods. The Example also assumes that your investment has a 5% return each year and that operating expenses remain the same. The Example does not reflect sales charges (loads) on reinvested dividends. If these sales charges (loads) were included, your costs would be higher. Although your actual costs and returns may be higher or lower, based on these assumptions your costs would be:

1 Year	\$ 77
3 Years	\$240
5 Years	\$417
10 Years	\$930

## RISK/RETURN SUMMARY: INVESTMENTS, RISKS AND PERFORMANCE

### What are the Fund's Main Investment Strategies?

The Fund invests in a portfolio of U.S. Treasury securities maturing in 397 days or less and repurchase agreements collateralized fully by U.S. Treasury securities. The Fund may also hold cash.

In pursuing its investment objective and implementing its investment strategies, the Fund will comply with Rule 2a-7 under the Investment Company Act of 1940 ("Rule 2a-7").

The Fund will operate as a "government money market fund," as such term is defined in or interpreted under Rule 2a-7 under the Investment Company Act of 1940, as amended (the "1940 Act"). "Government money market funds" are required to invest at least 99.5% of their total assets in: (i) cash; (ii) securities issued or guaranteed by the United States or certain U.S. government agencies or instrumentalities; and/or (iii) repurchase agreements that are collateralized fully. Government money market funds are not required to adopt a liquidity fee framework.

The Fund will invest its assets so that at least 80% of its net assets (plus any borrowings for investment purposes) are invested in Treasury investments. The Fund will notify shareholders at least 60 days in advance of any change in its investment policy that would enable the Fund to invest, under normal circumstances, less than 80% of its net assets (plus any borrowings for investment purposes) in Treasury investments.

### What are the Main Risks of Investing in the Fund?

All mutual funds take investment risks. Therefore, even though the Fund is a money market fund that seeks to maintain a stable NAV, it is possible to lose money by investing in the Fund. The primary factors that may negatively impact the Fund's ability to maintain a stable NAV, delay the payment of redemptions by the Fund, or reduce the Fund's daily dividends include:

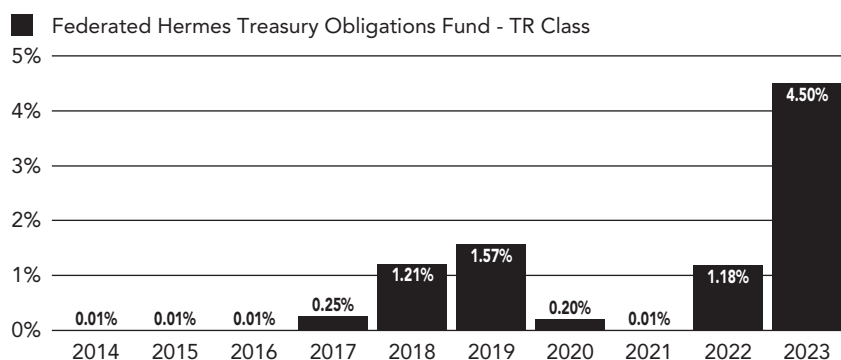
- **Interest Rate Risk.** Prices of fixed-income securities generally fall when interest rates rise. Recent and potential future changes in monetary policy made by central banks and/or their governments are likely to affect the level of interest rates. Very low or negative interest rates magnify interest rate risk. During periods when interest rates are low or there are negative interest rates, the Fund's yield (and total return) also is likely to be lower or the Fund may be unable to maintain a positive return, or yield, or a stable NAV.
- **Counterparty Credit Risk.** A party to a transaction involving the Fund may fail to meet its obligations. This could cause the Fund to lose money or to lose the benefit of the transaction or prevent the Fund from selling or buying other securities to implement its investment strategies.
- **Risk Associated with Investing Share Purchase Proceeds.** On days during which there are net purchases of Fund Shares, the Fund must invest the proceeds at prevailing market yields or hold cash. If the Fund holds cash, or if the yield of the securities purchased is less than that of the securities already in the portfolio, the Fund's yield will likely decrease. Conversely, net purchases on days on which short-term yields rise will likely cause the Fund's yield to increase. In the event of significant changes in short-term yields or significant net purchases, the Fund retains the discretion to close to new investments. However, the Fund is not required to close, and no assurance can be given that this will be done in any given circumstance.
- **Risk Associated with use of Amortized Cost.** In the unlikely event that the Fund's Board of Trustees ("Board") were to determine, pursuant to Rule 2a-7, that the extent of the deviation between the Fund's amortized cost per Share and its market-based NAV per Share may result in material dilution or other unfair results to shareholders, the Board will cause the Fund to take such action as it deems appropriate to eliminate or reduce to the extent practicable such dilution or unfair results.
- **Additional Factors Affecting Yield.** There is no guarantee that the Fund will provide a certain level of income or that any such income will exceed the rate of inflation. Further, the Fund's yield will vary. Periods of very low or negative interest rates impact, in a negative way, the Fund's ability to maintain a positive return, or yield, or pay dividends to Fund shareholders.
- **Risk Related to the Economy.** The value of the Fund's portfolio may decline in tandem with a drop in the overall value of the markets in which the Fund invests and/or other markets. Economic, political and financial conditions, industry or economic trends and developments or public health risks, such as epidemics or pandemics, may, from time to time, and for varying periods of time, cause the Fund to experience volatility, illiquidity, shareholder redemptions, or other potentially adverse effects.
- **Technology Risk.** The Adviser uses various technologies in managing the Fund, consistent with its investment objective(s) and strategy described in this Prospectus. For example, proprietary and third-party data and systems are utilized to support decision making for the Fund. Data imprecision, software or other technology malfunctions, programming inaccuracies and similar circumstances may impair the performance of these systems, which may negatively affect Fund performance.

You could lose money by investing in the Fund. Although the Fund seeks to preserve the value of your investment at \$1.00 per share, it cannot guarantee it will do so. An investment in the Fund is not a bank account and is not insured or guaranteed by the Federal Deposit Insurance Corporation or any other government agency. The Fund’s sponsor is not required to reimburse the Fund for losses, and you should not expect that the sponsor will provide financial support to the Fund at any time, including during periods of market stress.

**PERFORMANCE: BAR CHART AND TABLE**

**Risk/Return Bar Chart**

The bar chart and performance table below reflect historical performance data for the Fund and are intended to help you analyze the Fund’s investment risks in light of its historical returns. The bar chart shows the variability of the Fund’s TR class total returns on a calendar year-by-year basis. The Average Annual Total Return table shows returns *averaged* over the stated periods. *The Fund’s performance will fluctuate, and past performance (before and after taxes) is not necessarily an indication of future results.* Updated performance information for the Fund is available under the “Products” section at [FederatedHermes.com/us](https://FederatedHermes.com/us) or by calling 1-800-341-7400.



The Fund’s TR class total return for the six-month period from January 1, 2024 to June 30, 2024, was 2.37%.

Within the periods shown in the bar chart, the Fund’s TR class highest quarterly return was 1.20% (quarter ended December 31, 2023). Its lowest quarterly return was 0.00% (quarter ended March 31, 2022).

**Average Annual Total Return Table**

The following table represents the Fund’s TR class Average Annual Total Returns for the calendar period ended December 31, 2023.

Share Class	1 Year	5 Years	10 Years
TR:	4.50%	1.48%	0.89%

The Fund’s TR class 7-Day Net Yield as of December 31, 2023 was 4.76%. You may go to [FederatedHermes.com/us](https://FederatedHermes.com/us) or call the Fund at 1-800-341-7400 for the current 7-Day Net Yield.

**FUND MANAGEMENT**

The Fund’s Investment Adviser is Federated Investment Management Company.

## **PURCHASE AND SALE OF FUND SHARES**

The minimum initial investment amount for the Fund's TR class is generally \$500,000 and there is no minimum subsequent investment amount. There is no minimum initial or subsequent investment amount required for employer-sponsored retirement plans; however, such accounts remain subject to the Fund's policy on "Accounts with Low Balances" as discussed later in this Prospectus. Certain types of accounts are eligible for lower minimum investments. The minimum investment amount for Systematic Investment Programs is \$50.

Financial intermediaries may impose higher or lower minimum investment requirements on their customers than those imposed by the Fund. If an intermediary's aggregate account (omnibus account) meets the Fund's investment minimum requirements, there is no minimum requirement for the underlying sub-accounts. Keep in mind that financial intermediaries may charge you fees for their services in connection with your Share transactions.

You may purchase, redeem or exchange Shares of the Fund on any day the New York Stock Exchange (NYSE) is open. Shares may be purchased through a financial intermediary or directly from the Fund, by wire or by check. Please note that certain purchase restrictions may apply. Redeem or exchange Shares through a financial intermediary or directly from the Fund by telephone at 1-800-341-7400 or by mail.

## **TAX INFORMATION**

The Fund's distributions are taxable as ordinary income or capital gains except when your investment is through a 401(k) plan, an Individual Retirement Account or other tax-advantaged investment plan.

## **PAYMENTS TO BROKER-DEALERS AND OTHER FINANCIAL INTERMEDIARIES**

If you purchase the Fund through a broker-dealer or other financial intermediary (such as a bank), the Fund and/or its related companies may pay the intermediary for the sale of Fund Shares and related services. These payments may create a conflict of interest by influencing the broker-dealer or other intermediary and your salesperson to recommend the Fund over another investment. Ask your salesperson or visit your financial intermediary's website for more information.

## Fund Summary Information – Premier Shares

### Federated Hermes Treasury Obligations Fund (the “Fund”)

#### RISK/RETURN SUMMARY: INVESTMENT OBJECTIVE

The Fund is a money market fund that seeks to maintain a stable net asset value (NAV) of \$1.00 per Share. The Fund’s investment objective is to provide current income consistent with stability of principal.

#### RISK/RETURN SUMMARY: FEES AND EXPENSES

This table describes the fees and expenses that you may pay if you buy, hold and sell Premier Shares (PRM) of the Fund. **You may pay other fees, such as brokerage commissions and other fees to financial intermediaries, which are not reflected in the tables and examples below.**

#### Shareholder Fees (fees paid directly from your investment)

	PRM
Maximum Sales Charge (Load) Imposed on Purchases (as a percentage of offering price) .....	None
Maximum Deferred Sales Charge (Load) (as a percentage of original purchase price or redemption proceeds, as applicable) .....	None
Maximum Sales Charge (Load) Imposed on Reinvested Dividends (and other Distributions) (as a percentage of offering price) .....	None
Redemption Fee (as a percentage of amount redeemed, if applicable) .....	None
Exchange Fee .....	None

#### Annual Fund Operating Expenses (expenses that you pay each year as a percentage of the value of your investment)

	PRM
Management Fee <sup>1</sup> .....	0.15%
Distribution (12b-1) Fee .....	None
Other Expenses .....	0.08% <sup>2</sup>
Total Annual Fund Operating Expenses <sup>1</sup> .....	0.23%
Fee Waivers and/or Expense Reimbursements <sup>1,3</sup> .....	(0.08)%
Total Annual Fund Operating Expenses After Fee Waivers and/or Expense Reimbursements .....	0.15%

1 The Management Fee, Total Annual Fund Operating Expenses and Fee Waivers and/or Expense Reimbursements have been restated to reflect current fees due to a reduction in the stated gross Management Fee for the Fund effective October 1, 2023.

2 The Fund may incur and pay certain service fees (shareholder services/account administration fees) on its PRM class of up to a maximum of 0.25%. No such fees are currently incurred and paid by the PRM class. The PRM class of the fund will not incur and pay such fees until such time as approved by the Fund’s Board of Trustees (the “Trustees”).

3 The Adviser and certain of its affiliates on their own initiative have agreed to waive certain amounts of their respective fees and/or reimburse expenses. Total annual fund operating expenses (excluding acquired fund fees and expenses, interest expense, extraordinary expenses and proxy-related expenses, if any) paid by the Fund’s PRM class (after the voluntary waivers and/or reimbursements) will not exceed 0.15% (the “Fee Limit”) up to but not including the later of (the “Termination Date”): (a) October 1, 2025; or (b) the date of the Fund’s next effective Prospectus. While the Adviser and its affiliates currently do not anticipate terminating or increasing these arrangements prior to the Termination Date, these arrangements may only be terminated, or the Fee Limit increased, prior to the Termination Date with the agreement of the Trustees.

#### Example

This Example is intended to help you compare the cost of investing in the Fund with the cost of investing in other mutual funds.

The Example assumes that you invest \$10,000 for the time periods indicated and then redeem or hold all of your Shares at the end of those periods. The Example also assumes that your investment has a 5% return each year and that operating expenses remain the same. The Example does not reflect sales charges (loads) on reinvested dividends. If these sales charges (loads) were included, your costs would be higher. Although your actual costs and returns may be higher or lower, based on these assumptions your costs would be:

1 Year	\$ 24
3 Years	\$ 74
5 Years	\$130
10 Years	\$293



## RISK/RETURN SUMMARY: INVESTMENTS, RISKS AND PERFORMANCE

### What are the Fund's Main Investment Strategies?

The Fund invests in a portfolio of U.S. Treasury securities maturing in 397 days or less and repurchase agreements collateralized fully by U.S. Treasury securities. The Fund may also hold cash.

In pursuing its investment objective and implementing its investment strategies, the Fund will comply with Rule 2a-7 under the Investment Company Act of 1940 ("Rule 2a-7").

The Fund will operate as a "government money market fund," as such term is defined in or interpreted under Rule 2a-7 under the Investment Company Act of 1940, as amended (the "1940 Act"). "Government money market funds" are required to invest at least 99.5% of their total assets in: (i) cash; (ii) securities issued or guaranteed by the United States or certain U.S. government agencies or instrumentalities; and/or (iii) repurchase agreements that are collateralized fully. Government money market funds are not required to adopt a liquidity fee framework.

The Fund will invest its assets so that at least 80% of its net assets (plus any borrowings for investment purposes) are invested in Treasury investments. The Fund will notify shareholders at least 60 days in advance of any change in its investment policy that would enable the Fund to invest, under normal circumstances, less than 80% of its net assets (plus any borrowings for investment purposes) in Treasury investments.

### What are the Main Risks of Investing in the Fund?

All mutual funds take investment risks. Therefore, even though the Fund is a money market fund that seeks to maintain a stable NAV, it is possible to lose money by investing in the Fund. The primary factors that may negatively impact the Fund's ability to maintain a stable NAV, delay the payment of redemptions by the Fund, or reduce the Fund's daily dividends include:

- **Interest Rate Risk.** Prices of fixed-income securities generally fall when interest rates rise. Recent and potential future changes in monetary policy made by central banks and/or their governments are likely to affect the level of interest rates. Very low or negative interest rates magnify interest rate risk. During periods when interest rates are low or there are negative interest rates, the Fund's yield (and total return) also is likely to be lower or the Fund may be unable to maintain a positive return, or yield, or a stable NAV.
- **Counterparty Credit Risk.** A party to a transaction involving the Fund may fail to meet its obligations. This could cause the Fund to lose money or to lose the benefit of the transaction or prevent the Fund from selling or buying other securities to implement its investment strategies.
- **Risk Associated with Investing Share Purchase Proceeds.** On days during which there are net purchases of Fund Shares, the Fund must invest the proceeds at prevailing market yields or hold cash. If the Fund holds cash, or if the yield of the securities purchased is less than that of the securities already in the portfolio, the Fund's yield will likely decrease. Conversely, net purchases on days on which short-term yields rise will likely cause the Fund's yield to increase. In the event of significant changes in short-term yields or significant net purchases, the Fund retains the discretion to close to new investments. However, the Fund is not required to close, and no assurance can be given that this will be done in any given circumstance.
- **Risk Associated with use of Amortized Cost.** In the unlikely event that the Fund's Board of Trustees ("Board") were to determine, pursuant to Rule 2a-7, that the extent of the deviation between the Fund's amortized cost per Share and its market-based NAV per Share may result in material dilution or other unfair results to shareholders, the Board will cause the Fund to take such action as it deems appropriate to eliminate or reduce to the extent practicable such dilution or unfair results.
- **Additional Factors Affecting Yield.** There is no guarantee that the Fund will provide a certain level of income or that any such income will exceed the rate of inflation. Further, the Fund's yield will vary. Periods of very low or negative interest rates impact, in a negative way, the Fund's ability to maintain a positive return, or yield, or pay dividends to Fund shareholders.
- **Risk Related to the Economy.** The value of the Fund's portfolio may decline in tandem with a drop in the overall value of the markets in which the Fund invests and/or other markets. Economic, political and financial conditions, industry or economic trends and developments or public health risks, such as epidemics or pandemics, may, from time to time, and for varying periods of time, cause the Fund to experience volatility, illiquidity, shareholder redemptions, or other potentially adverse effects.
- **Technology Risk.** The Adviser uses various technologies in managing the Fund, consistent with its investment objective(s) and strategy described in this Prospectus. For example, proprietary and third-party data and systems are utilized to support decision making for the Fund. Data imprecision, software or other technology malfunctions, programming inaccuracies and similar circumstances may impair the performance of these systems, which may negatively affect Fund performance.



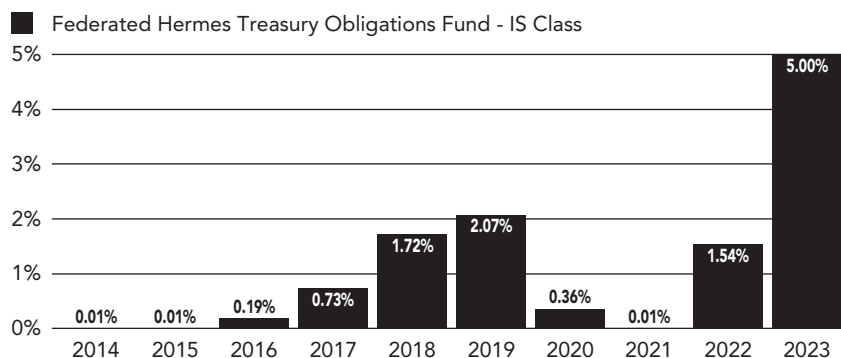
You could lose money by investing in the Fund. Although the Fund seeks to preserve the value of your investment at \$1.00 per share, it cannot guarantee it will do so. An investment in the Fund is not a bank account and is not insured or guaranteed by the Federal Deposit Insurance Corporation or any other government agency. The Fund’s sponsor is not required to reimburse the Fund for losses, and you should not expect that the sponsor will provide financial support to the Fund at any time, including during periods of market stress.

**PERFORMANCE: BAR CHART AND TABLE**

**Risk/Return Bar Chart**

The total returns shown below are for an existing class of shares, Institutional Shares (IS), offered by the Fund. The total returns for the IS class are disclosed below because the Fund’s Premier Shares (PRM) commenced operations on July 1, 2023 and have not yet completed their first calendar year of operations as of the date of this Prospectus. The total returns for the PRM class would be substantially similar to the annual returns for the IS class over the same period because the classes are invested in the same portfolio of securities and would differ only to the extent the classes do not have the same expenses and, where applicable, sales loads/charges imposed on the purchase and redemption of those classes.

The bar chart and performance table below reflect historical performance data for the Fund and are intended to help you analyze the Fund’s investment risks in light of its historical returns. The bar chart shows the variability of the Fund’s IS class total returns on a calendar year-by-year basis. The Average Annual Total Return table shows returns *averaged* over the stated periods. *The Fund’s performance will fluctuate, and past performance (before and after taxes) is not necessarily an indication of future results.* Updated performance information for the Fund is available under the “Products” section at [FederatedHermes.com/us](https://FederatedHermes.com/us) or by calling 1-800-341-7400.



The Fund’s IS class total return for the six-month period from January 1, 2024 to June 30, 2024, was 2.61%.

Within the periods shown in the bar chart, the Fund’s IS class highest quarterly return was 1.32% (quarter ended December 31, 2023). Its lowest quarterly return was 0.00% (quarter ended December 31, 2021).

**Average Annual Total Return Table**

The following table represents the Fund’s IS class Average Annual Total Returns for the calendar period ended December 31, 2023.

Share Class	1 Year	5 Years	10 Years
IS:	5.00%	1.78%	1.15%

The Fund’s IS class 7-Day Net Yield as of December 31, 2023 was 5.22%. You may go to [FederatedHermes.com/us](https://FederatedHermes.com/us) or call the Fund at 1-800-341-7400 for the current 7-Day Net Yield.

**FUND MANAGEMENT**

The Fund's Investment Adviser is Federated Investment Management Company.

**PURCHASE AND SALE OF FUND SHARES**

The minimum initial investment amount for the Fund's PRM class is generally \$5 million and there is no minimum subsequent investment amount. There is no minimum initial or subsequent investment amount required for employer-sponsored retirement plans; however, such accounts remain subject to the Fund's policy on "Accounts with Low Balances" as discussed later in this Prospectus. Certain types of accounts are eligible for lower minimum investments. The minimum investment amount for Systematic Investment Programs is \$50.

Financial intermediaries may impose higher or lower minimum investment requirements on their customers than those imposed by the Fund. If an intermediary's aggregate account (omnibus account) meets the Fund's investment minimum requirements, there is no minimum requirement for the underlying sub-accounts. Keep in mind that financial intermediaries may charge you fees for their services in connection with your Share transactions.

You may purchase, redeem or exchange Shares of the Fund on any day the New York Stock Exchange (NYSE) is open. Shares may be purchased through a financial intermediary or directly from the Fund, by wire or by check. Please note that certain purchase restrictions may apply. Redeem or exchange Shares through a financial intermediary or directly from the Fund by telephone at 1-800-341-7400 or by mail.

**TAX INFORMATION**

The Fund's distributions are taxable as ordinary income or capital gains except when your investment is through a 401(k) plan, an Individual Retirement Account or other tax-advantaged investment plan.

**PAYMENTS TO BROKER-DEALERS AND OTHER FINANCIAL INTERMEDIARIES**

If you purchase the Fund through a broker-dealer or other financial intermediary (such as a bank), the Fund and/or its related companies may pay the intermediary for the sale of Fund Shares and related services. These payments may create a conflict of interest by influencing the broker-dealer or other intermediary and your salesperson to recommend the Fund over another investment. Ask your salesperson or visit your financial intermediary's website for more information.

## What are the Fund's Investment Strategies?

The Fund's investment objective is to provide current income consistent with stability of principal. While there is no assurance that the Fund will achieve its investment objective, it endeavors to do so by following the strategies and policies described in this Prospectus.

The Fund invests in a portfolio of U.S. Treasury securities maturing in 397 days or less and repurchase agreements collateralized fully by U.S. Treasury securities. The Fund may also hold cash.

The Fund's Adviser targets a dollar-weighted average portfolio maturity (WAM) range based upon its interest rate outlook. The Adviser formulates its interest rate outlook by analyzing a variety of factors, such as:

- current U.S. economic activity and the economic outlook;
- current short-term interest rates;
- the Federal Reserve Board's policies regarding short-term interest rates; and
- the potential effects of foreign economic activity on U.S. short-term interest rates.

The Adviser generally shortens the portfolio's WAM when it expects interest rates to rise and extends the WAM when it expects interest rates to fall. This strategy seeks to enhance the returns from favorable interest rate changes and reduce the effect of unfavorable changes. The Adviser selects securities used to shorten or extend the portfolio's WAM by comparing the returns currently offered by different investments to their historical and expected returns.

The Fund will: (1) maintain a WAM of 60 days or less; and (2) maintain a weighted average life (WAL) of 120 days or less. Certain of the securities in which the Fund invests may pay interest at a rate that is periodically adjusted ("Adjustable Rate Securities"). For purposes of calculating WAM, the maturity of an Adjustable Rate Security generally will be the period remaining until its next interest rate adjustment. For purposes of calculating WAL, the maturity of an Adjustable Rate Security will be its stated final maturity, without regard to interest rate adjustments; accordingly, the 120-day WAL limitation could serve to limit the Fund's ability to invest in Adjustable Rate Securities.

The Fund will operate as a "government money market fund," as such term is defined in or interpreted under Rule 2a-7 under the Investment Company Act of 1940, as amended (the "1940 Act"). "Government money market funds" are required to invest at least 99.5% of their total assets in: (i) cash; (ii) securities issued or guaranteed by the United States or certain U.S. government agencies or instrumentalities; and/or (iii) repurchase agreements that are collateralized fully. Government money market funds are not required to adopt a liquidity fee framework.

The Fund will invest its assets so that at least 80% of its net assets (plus any borrowings for investment purposes) are invested in Treasury investments. The Fund will notify shareholders at least 60 days in advance of any change in its investment policy that would enable the Fund to invest, under normal circumstances, less than 80% of its net assets (plus any borrowings for investment purposes) in Treasury investments.

### TEMPORARY CASH POSITIONS

The Fund may temporarily depart from its principal investment strategies by holding cash. It may do this in response to unusual circumstances such as: adverse market, economic or other conditions (for example, during periods when there is a shortage of appropriate securities); to maintain liquidity to meet shareholder redemptions; or to accommodate cash inflows. Such temporary cash positions could affect the Fund's investment returns and/or the Fund's ability to achieve its investment objective.

## What are the Fund's Principal Investments?

The following provides general information on the Fund's principal investments. The Fund's Statement of Additional Information (SAI) provides information about the Fund's non-principal investments and may provide additional information about the Fund's principal investments.

### U.S. Treasury Securities

U.S. Treasury securities are direct obligations of the federal government of the United States. U.S. Treasury securities pay interest, dividends or distributions at a specified rate. The rate may be a fixed percentage of the principal or adjusted periodically. In addition, the U.S. Treasury must repay the principal amount of the security, normally within a specified time.

### Repurchase Agreements

Repurchase agreements are transactions in which the Fund buys a security from a dealer or bank and agrees to sell the security back at a mutually agreed-upon time and price. The repurchase price exceeds the sale price, reflecting the Fund's return on the transaction. This return is unrelated to the interest rate on the underlying security. The Fund will enter into repurchase agreements only with banks and other recognized financial institutions, such as securities dealers, deemed creditworthy by the Adviser.

The Fund's custodian or subcustodian will take possession of the securities subject to repurchase agreements. The Adviser or subcustodian will monitor the value of the underlying security each day to ensure that the value of the security always equals or exceeds the repurchase price.

Repurchase agreements are subject to credit risks.

#### **Additional Information Regarding the Security Selection Process**

As part of analysis in its security selection process, among other factors, the Adviser also evaluates whether environmental, social and governance factors could have a positive or negative impact on the risk profiles of many issuers or guarantors in the universe of securities in which the Fund may invest. The Adviser may also consider information derived from active engagements conducted by its in-house stewardship team with certain issuers or guarantors on environmental, social and governance topics. This qualitative analysis does not automatically result in including or excluding specific securities but may be used by Federated Hermes as an additional input in its primary analysis.

### **What are the Specific Risks of Investing in the Fund?**

The following provides general information on the risks associated with the Fund's principal investments. These are the primary factors that may negatively impact the Fund's ability to maintain a stable NAV, delay the payment of redemptions by the Fund or reduce the Fund's daily dividends. Any additional risks associated with the Fund's non-principal investments are described in the Fund's SAI. The Fund's SAI also may provide additional information about the risks associated with the Fund's principal investments.

#### **INTEREST RATE RISK**

Prices of fixed-income securities rise and fall in response to changes in interest rates. Generally, when interest rates rise, prices of fixed-income securities fall. However, market factors, such as the demand for particular fixed-income securities, may cause the price of certain fixed-income securities to fall while the prices of other securities rise or remain unchanged.

Recent and potential future changes in monetary policy made by central banks and/or their governments are likely to affect the level of interest rates. It is difficult to predict the pace at which central banks or monetary authorities may increase interest rates or the timing, frequency, or magnitude of such increases. Any such changes could be sudden and could expose the fixed-income market to heightened volatility and could cause the value of a Fund's investments to decline, potentially suddenly and significantly. Money market funds try to minimize this risk by purchasing short-term securities. Negative or very low interest rates magnify the risks associated with changes in interest rates. In general, changing interest rates, including rates that fall below zero, have unpredictable effects on markets and expose debt and related markets to heightened volatility and may detract from Fund performance to the extent a Fund is exposed to such interest rates and/or volatility. During periods when interest rates are low or there are negative interest rates, a Fund's yield (and total return) also is likely to be low or otherwise adversely affected or the Fund may be unable to maintain a positive return, or yield, or minimize the volatility of the Fund's NAV per share or maintain a stable NAV.

#### **COUNTERPARTY CREDIT RISK**

A party to a transaction involving the Fund may fail to meet its obligations. This could cause the Fund to lose money or to lose the benefit of the transaction or prevent the Fund from selling or buying other securities to implement its investment strategies.

#### **RISK ASSOCIATED WITH INVESTING SHARE PURCHASE PROCEEDS**

On days during which there are net purchases of Fund Shares, the Fund must invest the proceeds at prevailing market yields or hold cash. If the Fund holds cash, or if the yield of the securities purchased is less than that of the securities already in the portfolio, the Fund's yield will likely decrease. Conversely, net purchases on days on which short-term yields rise will likely cause the Fund's yield to increase. The larger the amount that must be invested or the greater the difference between the yield of the securities purchased and the yield of the existing investments, the greater the impact will be on the yield of the Fund. In the event of significant changes in short-term yields or significant net purchases, the Fund retains the discretion to close to new investments. However, the Fund is not required to close, and no assurance can be given that this will be done in any given circumstance.

#### **RISK ASSOCIATED WITH USE OF AMORTIZED COST**

In the unlikely event that the Fund's Board were to determine, pursuant to Rule 2a-7, that the extent of the deviation between the Fund's amortized cost per Share and its market-based NAV per Share may result in material dilution or other unfair results to shareholders, the Board will cause the Fund to take such action as it deems appropriate to eliminate or reduce, to the extent practicable, such dilution or unfair results, including, but not limited to, considering suspending redemption of Shares and liquidating the Fund under Rule 22e-3 under the Investment Company Act of 1940.

#### **ADDITIONAL FACTORS AFFECTING YIELD**

There is no guarantee that the Fund will provide a certain level of income or that any such income will exceed the rate of inflation. Further, the Fund's yield will vary. A low or negative interest rate environment may prevent the Fund from providing a positive return, or yield, or paying Fund expenses out of current income and could impair the Fund's ability to maintain a stable NAV. The Fund's yield could also be negatively affected (both in absolute terms, and as compared to, other money market funds) by aspects of its investment program (for example, its investment policies, strategies or limitations) or its operational policies (for example, its cut-off time for purchases and redemptions of Shares).

#### **RISK RELATED TO THE ECONOMY**

The value of the Fund's portfolio may decline in tandem with a drop in the overall value of the markets in which the Fund invests and/or other markets based on negative developments in the U.S. and global economies. Economic, political and financial conditions, industry or economic trends and developments, or public health risks, such as epidemics or pandemics, may, from time to time, and for varying periods of time, cause volatility, illiquidity and/or other potentially adverse effects in the financial markets, including the fixed-income market. The commencement, continuation or ending of government policies and economic stimulus programs, changes in monetary policy, increases or decreases in interest rates, or other factors or events that affect the financial markets, including the fixed-income markets, may contribute to the development of or increase in volatility, illiquidity, shareholder redemptions and other adverse effects which could negatively impact the Fund's performance. For example, the value of certain portfolio securities may rise or fall in response to changes in interest rates, which could result from a change in government policies, and has the potential to cause investors to move out of certain portfolio securities, including fixed-income securities, on a large scale across the market. This may increase redemptions from funds that hold impacted securities. Such a market event could result in decreased liquidity and increased volatility in the financial markets. Market factors, such as the demand for particular portfolio securities, may cause the price of certain portfolio securities to fall while the prices of other securities rise or remain unchanged.

#### **TECHNOLOGY RISK**

The Adviser uses various technologies in managing the Fund, consistent with its investment objective(s) and strategy described in this Prospectus. For example, proprietary and third-party data and systems are utilized to support decision-making for the Fund. Data imprecision, software or other technology malfunctions, programming inaccuracies and similar circumstances may impair the performance of these systems, which may negatively affect Fund performance.

## **What Do Shares Cost?**

#### **CALCULATION OF NET ASSET VALUE**

The Fund attempts to stabilize the NAV of its Shares at \$1.00 by valuing the portfolio securities using the amortized cost method. In addition, for regulatory purposes, the Fund calculates a market-based (or shadow) NAV per Share on a daily basis for purposes of confirming that its NAV continues to approximate fair value. For purposes of calculating the shadow NAV and monitoring its comparison to the amortized cost-based NAV, pursuant to Rule 2a-5 under the Investment Company Act, the Board has designated the Adviser as the Fund's valuation designee to perform any fair value determinations for securities and other assets held by the Fund. The Adviser, acting through its "Valuation Committee" is responsible for determining the fair value of investments in the shadow NAV for which market quotations are not readily available. The Valuation Committee is comprised of officers of the Adviser and certain of the Adviser's affiliated companies and determines fair value and oversees the calculation of the NAV. The Valuation Committee is subject to Board oversight and certain reporting and other requirements intended to provide the Board the information it needs to oversee the Adviser's fair value determinations. The Fund cannot guarantee that its NAV will always remain at \$1.00 per Share. The Fund does not charge a front-end sales charge.

You can purchase, redeem or exchange Shares any day the NYSE is open (a "Regular Business Day"). You may also be able to purchase and redeem (but not exchange) Shares on certain days that the NYSE is closed on an unscheduled basis due to unforeseen or emergency circumstances, if the Fund's Board determines to allow Fund Share transactions on such days (a "Special Trading Day"). If the Fund declares a Special Trading Day, information regarding shareholder trading activities for the Special Trading Day (such as when NAV, and entitlement to that day's dividend, will be determined) will be available by calling the Fund at 1-800-341-7400 and will be posted on [FederatedHermes.com/us](https://www.federatedhermes.com/us). **The information set forth in this Prospectus regarding times relevant to NAV determination and dividend entitlement applies only to Regular Business Days.** Please note that the times that might be specified for NAV determination and dividend

entitlement on a Special Trading Day would not necessarily be the same as set forth in this Prospectus with respect to Regular Business Days. Although Federated Hermes will attempt to make such information available in advance of a particular Special Trading Day, given the nature of Special Trading Days, it may not be able to do so until the morning of the Special Trading Day.

When the Fund receives your transaction request in proper form (as described in this Prospectus under the sections entitled “How to Purchase Shares” and “How to Redeem and Exchange Shares”), it is processed at the next determined NAV. NAV is generally determined at 5:00 p.m. Eastern time each day the NYSE is open; except that on the day after Thanksgiving and Christmas Eve (when Christmas Eve falls on a weekday) NAV will be determined at 3:00 p.m. Eastern time. The times as of when NAV is determined, and when orders must be placed, may be changed as permitted by the SEC.

Because the Fund operates as a money market fund and seeks to maintain a stable \$1.00 price per share, a low or negative interest rate environment could impact the Fund’s ability to maintain a stable \$1.00 share price. If the Fund has a negative gross yield as a result of negative interest rates (a “negative interest rate event”), the Fund may reduce the number of shares outstanding on a pro rata basis through a reverse distribution mechanism (RDM) to seek to maintain a stable \$1.00 price per share, to the extent permissible by applicable law and the Fund’s organizational documents and subject to a determination by the Board that implementing an RDM is in the best interests of the Fund and its shareholders. Alternatively, if the Fund has a negative interest rate event and/or the Board determines that it is no longer in the best interests of the Fund and its shareholders to maintain a stable price of \$1.00 per share, the Board has the right to discontinue the use of a stable NAV of \$1.00 per share and establish a fluctuating NAV per share rounded to four decimal places. If the Fund uses an RDM, the Fund will maintain a stable price per share, despite losing value, by reducing the number of its outstanding shares. Investors in the Fund would observe a stable share price but a declining number of shares for their investment. If the Fund converts to a fluctuating NAV under these circumstances, the Fund’s losses will be reflected through a declining share price. The Fund will notify shareholders of any such change. Shareholders should discuss any tax implications of implementing an RDM or converting to a fluctuating NAV with their tax adviser.

## How is the Fund Sold?

The Fund offers ten Share classes: Automated Shares, Institutional Shares, Service Shares, Capital Shares, Trust Shares, Premier Shares, Advisor Shares, Select Shares, Administrative Shares and Cash Management Shares, each representing interests in a single portfolio of securities. All Share classes have different expenses which affect their performance. Please note that certain purchase restrictions may apply. Contact your financial intermediary or call 1-800-341-7400 for more information concerning the other classes.

**The Advisor Shares offered through this Prospectus are available for purchase exclusively to shareholders investing through certain financial intermediaries that have entered into an agreement with the Fund’s Distributor with respect to the Advisor Shares.**

Under the Distributor’s Contract with the Fund, the Distributor, Federated Securities Corp., offers Shares on a continuous, best-efforts basis. The Distributor is a subsidiary of Federated Hermes, Inc. (“Federated Hermes” formerly, Federated Investors, Inc.).

The Fund’s Distributor markets the Shares described in this Prospectus to entities holding Shares in an agency or fiduciary capacity, financial institutions, financial intermediaries and institutional investors or to individuals, directly or through financial intermediaries.

### **INTRA-FUND SHARE CONVERSION PROGRAM**

A shareholder in the Fund’s Shares may convert their Shares at net asset value to any other share class of the Fund if the shareholder meets the investment minimum and eligibility requirements for the share class into which the conversion is sought, as applicable. Such conversion of classes should not result in a realization event for tax purposes. Contact your financial intermediary or call 1-800-341-7400 to convert your Shares.

## Payments to Financial Intermediaries

The Fund and its affiliated service providers may pay fees as described below to financial intermediaries (such as broker-dealers, banks, investment advisers or third-party administrators) whose customers are shareholders of the Fund.



### **Rule 12b-1 Fees (TR, ADM & CMS Classes)**

The Board has adopted a Rule 12b-1 Plan, which allows payment of marketing fees of up to 0.25% for the TR class, 0.10% for the ADM class and 0.30% for the CMS class of average net assets to the Distributor for the sale, distribution, administration and customer servicing of the Fund's Shares. When the Distributor receives Rule 12b-1 Fees, it may pay some or all of them to financial intermediaries whose customers purchase Shares. The Fund's ADM class has no present intention of paying, accruing or incurring more than 0.05% of any Rule 12b-1 Fees until such time as approved by the Fund's Board of Trustees.

Because these Shares pay marketing fees on an ongoing basis, your investment cost may be higher over time than other shares with different sales charges and marketing fees.

### **SERVICE FEES**

The Fund may pay Service Fees of up to 0.25% of average net assets to financial intermediaries or to Federated Shareholder Services Company (FSSC), a subsidiary of Federated Hermes, for providing services to shareholders and maintaining shareholder accounts. Intermediaries that receive Service Fees may include a company affiliated with management of Federated Hermes. If a financial intermediary receives Service Fees on an account, it is not eligible to also receive Account Administration Fees on that same account.

The IS class of the Fund has no present intention of paying, accruing or incurring more than 0.05% of any such Service Fees until such time as approved by the Fund's Board of Trustees.

The SEL class of the Fund has no present intention of paying, accruing or incurring more than 0.02% of any such Service Fees until such time as approved by the Fund's Board of Trustees.

The Fund has no present intention of paying, accruing or incurring any such Service Fees on the AVR and PRM classes until such time as approved by the Fund's Board of Trustees.

### **ACCOUNT ADMINISTRATION FEES**

The Fund may pay Account Administration Fees of up to 0.25% of average net assets to banks that are not registered as broker-dealers or investment advisers for providing administrative services to the Fund and its shareholders. If a financial intermediary receives Account Administration Fees on an account, it is not eligible to also receive Service Fees or Recordkeeping Fees on that same account.

The IS class of the Fund has no present intention of paying, accruing or incurring more than 0.05% of any such Account Administration Fees until such time as approved by the Fund's Board of Trustees.

The SEL class of the Fund has no present intention of paying, accruing or incurring more than 0.02% of any such Account Administration Fees until such time as approved by the Fund's Board of Trustees.

The Fund has no present intention of paying, accruing or incurring any such Account Administration Fees on the AVR and PRM classes until such time as approved by the Fund's Board of Trustees.

### **RECORDKEEPING FEES**

The Fund may pay Recordkeeping Fees on an average-net-assets basis or on a per-account-per-year basis to financial intermediaries for providing recordkeeping services to the Fund and its shareholders. If a financial intermediary receives Recordkeeping Fees on an account, it is not eligible to also receive Account Administration Fees or Networking Fees on that same account.

### **NETWORKING FEES**

The Fund may reimburse Networking Fees on a per-account-per-year basis to financial intermediaries for providing administrative services to the Fund and its shareholders on certain non-omnibus accounts. If a financial intermediary receives Networking Fees on an account, it is not eligible to also receive Recordkeeping Fees on that same account.

### **ADDITIONAL PAYMENTS TO FINANCIAL INTERMEDIARIES**

The Distributor may pay, out of its own resources, amounts to certain financial intermediaries, including broker-dealers, banks, registered investment advisers, independent financial planners and retirement plan administrators, that support the sale of Shares or provide services to Fund shareholders. The amounts of these payments could be significant, and may create an incentive for the financial intermediary or its employees or associated persons to recommend or sell Shares of the Fund to you. Not all financial intermediaries receive such payments and the amount of compensation may vary by intermediary. In some cases, such payments may be made by or funded from the resources of companies affiliated with the Distributor (including the Adviser). These payments are not reflected in the fees and expenses listed in the fee table section of the Fund's Prospectus and described above because they are not paid by the Fund.



These payments are negotiated and may be based on such factors as: the number or value of Shares that the financial intermediary sells or may sell; the value of client assets invested; the level and types of services or support furnished by the financial intermediary; or the Fund's and/or other Federated Hermes funds' relationship with the financial intermediary. These payments may be in addition to payments, as described above, made by the Fund to the financial intermediary. In connection with these payments, the financial intermediary may elevate the prominence or profile of the Fund and/or other Federated Hermes funds, within the financial intermediary's organization by, for example, placement on a list of preferred or recommended funds and/or granting the Distributor preferential or enhanced opportunities to promote the funds in various ways within the financial intermediary's organization. You can ask your financial intermediary for information about any payments it receives from the Distributor or the Fund and any services provided, as well as about fees and/or commissions it charges.

## How to Purchase Shares

You may purchase all Shares, with the exception of Advisor Shares, through a financial intermediary, directly from the Fund or through an exchange from another Federated Hermes fund. The Fund reserves the right to reject any request to purchase or exchange Shares. New investors must submit a completed New Account Form.

For important account information, see the section "Security and Privacy Protection."

**The Advisor Shares offered through this Prospectus are available for purchase exclusively to shareholders investing through certain financial intermediaries that have entered into an agreement with the Fund's Distributor with respect to the Advisor Shares. See "Through A Financial Intermediary" for additional details.**

The minimum initial investment for Automated Shares is generally \$25,000 and there is no minimum subsequent investment amount. The minimum initial and subsequent investment amounts for Individual Retirement Accounts are generally \$250 and \$100, respectively.

The minimum initial investment for Advisor Shares is generally \$250,000 and there is no minimum subsequent investment amount.

The minimum initial investment for Institutional Shares, Service Shares, Capital Shares, Trust Shares, Administrative Shares and Cash Management Shares is generally \$500,000 and there is no minimum subsequent investment amount.

The minimum initial investment for Select Shares is generally \$1 million and there is no minimum subsequent investment amount.

The minimum initial investment for Premier Shares is generally \$5 million and there is no minimum subsequent investment amount.

There is no minimum initial or subsequent investment amount required for employer-sponsored retirement plans; however, such accounts remain subject to the Fund's policy on "Accounts with Low Balances" as discussed later in this Prospectus.

An investor's minimum investment is calculated by combining all accounts it maintains with the Fund. Financial intermediaries may impose higher or lower minimum investment requirements on their customers than those imposed by the Fund. If an intermediary's aggregate account (omnibus account) meets the minimum requirements, there is no minimum requirement for the underlying sub-accounts. Keep in mind that financial intermediaries may charge you fees for their services in connection with your Share transactions.

### **THROUGH A FINANCIAL INTERMEDIARY**

Submit your purchase order to your financial intermediary. Financial intermediaries are responsible for promptly submitting purchase orders and payment to the Fund by electronic means permitted by the Fund, or according to the instructions in the sections "By Telephone" or "By Mail" below.

If your financial intermediary submits your order electronically, your order will be processed and you will be entitled to dividends pursuant to operating procedures established by the Fund. If your financial intermediary submits your order by telephone or by mail, your order will be processed and you will be entitled to dividends as outlined in the section "By Telephone" or the section "By Mail" below.

If you deal with a financial intermediary, you will have to follow the financial intermediary's procedures for transacting with the Fund. For more information about how to purchase Shares through your financial intermediary, you should contact your financial intermediary directly.

### **DIRECTLY FROM THE FUND**

**Advisor Shares are only available for purchase through financial intermediaries that have entered into an agreement with the Fund's Distributor with respect to the Advisor Shares.**

### **By Telephone**

You may purchase Shares by calling the Fund at 1-800-341-7400.

Your purchase will be priced at the NAV next calculated after the Fund receives your order. Receipt of a purchase order by a financial intermediary will be deemed received by the Fund to the extent that such financial intermediary has been duly authorized by the Fund to accept such orders. If you call the Fund by 5:00 p.m. Eastern time (or 3:00 p.m. Eastern time on those days when the NAV is determined at 3:00 p.m. Eastern time) and send your payment by wire by the close of the Federal Reserve wire transfer system, you will be entitled to that day's dividend.

Send your wire to:

State Street Bank and Trust Company  
Boston, MA  
Dollar Amount of Wire  
ABA Number 011000028  
BNF: 23026552  
Attention: Federated Hermes EDGEWIRE  
Wire Order Number, Dealer Number or Group Number  
Nominee/Institution Name  
Fund Name and Number and Account Number

If the Fund does not receive your purchase wire by the close of the Federal Reserve wire transfer system on your designated settlement date, your purchase will be canceled and you could be liable for any losses or fees incurred by the Fund or SS&C GIDS, Inc., the Fund's transfer agent.

You cannot purchase Shares by wire on days when wire transfers are restricted, even if the NYSE is open on such days (for example, Columbus Day and Veterans Day). The Fund does not consider wire purchase requests received on such days to be in proper form, and will not process such requests.

### **By Mail**

You may purchase Shares by sending your check payable to **The Federated Hermes Funds** at the following address:

The Federated Hermes Funds  
P.O. Box 219318  
Kansas City, MO 64121-9318

If you send your check by a **private courier or overnight delivery service** that requires a street address, send it to:

The Federated Hermes Funds  
430 W 7<sup>th</sup> Street  
Suite 219318  
Kansas City, MO 64105-1407

**Please note your account number on your check.** Payment should be made in U.S. dollars and drawn on a U.S. bank. If your check does not clear, your purchase will be canceled and you could be liable for any losses or fees incurred by the Fund or SS&C GIDS, Inc., the Fund's transfer agent. The Fund reserves the right to reject **any** purchase request. For example, to protect against check fraud, the Fund may reject any purchase request involving a check that is not made payable to **The Federated Hermes Funds** (including, but not limited to, requests to purchase Shares using third-party checks) or involving temporary checks or credit card checks.

Your order will be priced at the NAV next calculated after the Fund receives your check and you will be entitled to dividends beginning on the day the check is converted into federal funds (normally the business day after the check is received).

### **By Direct Deposit**

You may establish Payroll Deduction/Direct Deposit arrangements for investments into the Fund by either calling a Client Service Representative at 1-800-341-7400; or by completing the Payroll Deduction/Direct Deposit Form, which is available on [FederatedHermes.com/us](http://FederatedHermes.com/us) under "Resources" and then "Literature and Forms," then "Forms." You will receive a confirmation when this service is available.

### **THROUGH AN EXCHANGE**

You may purchase Shares through an exchange from any Federated Hermes fund or share class that does not have a stated sales charge or contingent deferred sales charge, except shares of Federated Hermes Institutional Prime Obligations Fund, Federated Hermes Institutional Tax-Free Cash Trust, Class A Shares without a sales charge ("no-load Class A Shares") and Class R Shares of any Fund provided that you meet any shareholder eligibility and minimum initial investment requirements for the Shares to be purchased (if applicable), both accounts have identical registrations, and you must receive a prospectus for the fund in which you wish to exchange.

**Advisor Shares are available to shareholders investing through certain financial intermediaries. See “How to Purchase Shares” for additional details related to availability.**

#### **By Online Account Services**

You may access your accounts online to purchase Shares through [FederatedHermes.com/us](https://FederatedHermes.com/us)'s Shareholder Account Access system once you have registered for access. Online transactions may be subject to certain limitations including limitations as to the amount of the transaction. For more information about the services available through Shareholder Account Access, please visit [FederatedHermes.com/us](https://FederatedHermes.com/us) and select “Sign In” and “Access and Manage Investments,” or call 1-800-341-7400, Option #4 to speak with a Client Service Representative.

#### **BY SYSTEMATIC INVESTMENT PROGRAM (SIP)**

Once you have opened an account, you may automatically purchase additional Shares on a regular basis by completing the SIP section of the New Account Form or by contacting the Fund or your financial intermediary. The minimum investment amount for SIPs is \$50.

#### **BY AUTOMATED CLEARING HOUSE (ACH)**

Once you have opened an account, you may purchase additional Shares through a depository institution that is an ACH member. This purchase option can be established by completing the appropriate sections of the New Account Form.

#### **RETIREMENT INVESTMENTS**

You may purchase Shares as retirement investments (such as qualified plans and IRAs or transfer or rollover of assets). Call your financial intermediary or the Fund for information on retirement investments. We suggest that you discuss retirement investments with your tax adviser. You may be subject to an annual IRA account fee.

## **How to Redeem and Exchange Shares**

You should redeem or exchange Shares:

- through a financial intermediary if you purchased Shares through a financial intermediary; or
- directly from the Fund if you purchased Shares directly from the Fund.

Redemption proceeds are wired or mailed within one business day for each method of payment after receiving a timely request in proper form. Depending upon the method of payment, when shareholders receive redemption proceeds can differ. Payment may be delayed under certain circumstances (see “Limitations on Redemption Proceeds”).

For important account information, see the section “Security and Privacy Protection.”

#### **THROUGH A FINANCIAL INTERMEDIARY**

Submit your redemption or exchange request to your financial intermediary. Financial intermediaries are responsible for promptly submitting redemption or exchange requests to the Fund by electronic means permitted by the Fund, or according to the instructions in the sections “By Telephone” or “By Mail” below.

If your financial intermediary submits your redemption or exchange request electronically, your request will be processed and your proceeds will be paid pursuant to operating procedures established by the Fund. If your financial intermediary submits your redemption or exchange request by telephone or by mail, your request will be processed and your proceeds will be paid as outlined in the section “By Telephone” or the section “By Mail” below.

If you deal with a financial intermediary, you will have to follow the financial intermediary's procedures for transacting with the Fund. For more information about how to redeem or exchange Shares through your financial intermediary, you should contact your financial intermediary directly.

#### **DIRECTLY FROM THE FUND**

##### **By Telephone**

You may redeem or exchange Shares by calling the Fund at 1-800-341-7400. Your redemption or exchange request will be priced at the NAV next calculated after the request is received by the Fund. Receipt of a redemption or exchange order by a financial intermediary will be deemed received by the Fund to the extent that such financial intermediary has been duly authorized by the Fund to accept such orders.

If you call the Fund by 5:00 p.m. Eastern time (or 3:00 p.m. Eastern time on those days when the NAV is determined at 3:00 p.m. Eastern time), and your redemption proceeds are wired to you the same day, you will not be entitled to that day's dividend.

If you call the Fund after 5:00 p.m. Eastern time (or 3:00 p.m. Eastern time on those days when the NAV is determined at 3:00 p.m. Eastern time), you will be entitled to that day's dividend and your redemption proceeds will be sent to you the following business day.

## By Mail

You may redeem or exchange Shares by mailing a written request to the Fund.

Your redemption or exchange request will be priced at the NAV next calculated after the Fund receives your written request in proper form. If your redemption proceeds are wired to you the same day your order is priced, you will not be entitled to that day's dividend. If a check for your redemption proceeds is mailed to you on the next business day after your request is priced, you will be entitled to dividends through the day on which the Fund priced your request.

Send requests by mail to:

The Federated Hermes Funds  
P.O. Box 219318  
Kansas City, MO 64121-9318

Send requests by **private courier or overnight delivery service** to:

The Federated Hermes Funds  
430 W 7<sup>th</sup> Street  
Suite 219318  
Kansas City, MO 64105-1407

All requests must include:

- Fund Name and Share Class, account number and account registration;
- amount to be redeemed or exchanged;
- signatures of all shareholders exactly as registered; and
- **if exchanging**, the Fund Name and Share Class, account number and account registration into which you are exchanging.

Call your financial intermediary or the Fund if you need special instructions.

## Signature Guarantees

Signatures must be guaranteed by a financial institution which is a participant in a Medallion signature guarantee program if:

- your redemption will be sent to an address other than the address of record;
- your redemption will be sent to an address of record that was changed within the last 30 days;
- a redemption is payable to someone other than the shareholder(s) of record; or
- transferring into another fund with a different shareholder registration.

A Medallion signature guarantee is designed to protect your account from fraud. Obtain a Medallion signature guarantee from a bank or trust company, savings association, credit union or broker, dealer or securities exchange member. **A notary public cannot provide a signature guarantee.**

## By Online Account Services

You may access your accounts online to redeem or exchange Shares through [FederatedHermes.com/us](https://FederatedHermes.com/us)'s Shareholder Account Access system once you have registered for access. Online transactions may be subject to certain limitations including limitations as to the amount of the transaction. For more information about the services available through Shareholder Account Access, please visit [FederatedHermes.com/us](https://FederatedHermes.com/us) and select "Sign In" and "Access and Manage Investments," or call 1-800-341-7400, Option #4 to speak with a Client Service Representative.

## PAYMENT METHODS FOR REDEMPTIONS

Your redemption proceeds will be mailed by check to your address of record. The following payment options are available if you complete the appropriate section of the New Account Form or an Account Service Options Form. These payment options require a signature guarantee if they were not established when the account was opened:

- An electronic transfer to your account at a financial institution that is an ACH member; or
- Wire payment to your account at a domestic commercial bank that is a Federal Reserve System member.

## METHODS THE FUND MAY USE TO MEET REDEMPTION REQUESTS

The Fund intends to pay Share redemptions in cash. To ensure that the Fund has cash to meet Share redemptions on any day, the Fund typically expects to hold a cash or cash equivalent reserve or sell portfolio securities.

In unusual or stressed circumstances, the Fund may generate cash in the following way:

- **Inter-fund Borrowing and Lending.** The SEC has granted an exemption that permits the Fund and all other funds advised by subsidiaries of Federated Hermes (“Federated Hermes funds”) to lend and borrow money for certain temporary purposes directly to and from other Federated Hermes funds. Inter-fund borrowing and lending is permitted only: (a) to meet shareholder redemption requests; (b) to meet commitments arising from “failed” trades; and (c) for other temporary purposes. All inter-fund loans must be repaid in seven days or less.

#### **LIMITATIONS ON REDEMPTION PROCEEDS**

Redemption proceeds will be wired or mailed within one business day after receiving a request in proper form. The Fund may delay the payment of redemption proceeds in the following circumstances:

- to allow your purchase to clear (as discussed below); or
- during any period when the Federal Reserve wire or Federal Reserve banks are closed (in which case redemption proceeds will be wired within one business day after the reopening of the Federal Reserve wire or Federal Reserve banks).

In addition, the Fund may suspend redemptions, or delay the payment of redemption proceeds, in the following circumstances:

- during any period when the NYSE is closed or restricted (in which case redemption proceeds will be wired within one business day after the reopening of the NYSE);
- during any period in which an emergency exists as a result of which: (1) disposal of the securities owned by the Fund is not reasonably practicable; or (2) it is not reasonably practicable for the Fund to fairly determine the net asset value of its shares;
- during any period during which the SEC has, by rule or regulation, deemed that: (1) trading shall be restricted; or (2) an emergency exists;
- during any period that the SEC may by order permit for your protection; or
- during any period during which the Fund as part of a necessary liquidation of the Fund, has properly postponed and/or suspended redemption of Shares and payment in accordance with federal securities laws.

If you request a redemption of Shares recently purchased by check (including a cashier’s check or certified check), money order, bank draft or ACH, your redemption proceeds may not be made available for up to seven calendar days to allow the Fund to collect payment on the instrument used to purchase such Shares. If the purchase instrument does not clear, your purchase order will be canceled and you will be responsible for any losses incurred by the Fund as a result of your canceled order.

Pursuant to rules under Section 22(e) of the 1940 Act, while it is unlikely that the Fund’s weekly liquid assets would fall below 10% given the Fund’s investment strategy and operation as a government money market fund, the Board, in its discretion, may suspend redemptions in the Fund and approve the liquidation of the Fund if the Fund’s weekly liquid assets were to fall below 10% and the Board determines it would not be in the best interests of the Fund to continue operating. The Board also may suspend redemptions in the Fund and approve the liquidation of the Fund if the Board determines that the deviation between the Fund’s amortized cost price per share and its market-based NAV may result in material dilution or other unfair results to investors or existing shareholders. Prior to suspending redemptions, the Fund would be required to notify the SEC of its decision to liquidate and suspend redemptions. If the Fund ceases honoring redemptions and determines to liquidate, the Fund expects that it would notify shareholders on the Fund’s website or by press release. Distributions to shareholders of liquidation proceeds may occur in one or more disbursements.

You will not accrue interest or dividends on uncashed redemption checks from the Fund when checks are undeliverable and returned to the Fund.

#### **REDEMPTIONS FROM RETIREMENT ACCOUNTS**

In the absence of your specific instructions, 10% of the value of your redemption from a retirement account in the Fund may be withheld for taxes. This withholding only applies to certain types of retirement accounts.

#### **EXCHANGE PRIVILEGE**

You may exchange Shares of the Fund for shares of any Federated Hermes fund or share class that does not have a stated sales charge or contingent deferred sales charge, except shares of Federated Hermes Institutional Prime Obligations Fund, Federated Hermes Institutional Tax-Free Cash Trust, no-load Class A Shares and Class R Shares of any Fund.

To do this, you must:

- meet any applicable shareholder eligibility requirements;
- ensure that the account registrations are identical;
- meet any applicable minimum initial investment requirements; and



- receive a prospectus for the fund into which you wish to exchange.

An exchange is treated as a redemption and a subsequent purchase, and is a taxable transaction. The Fund reserves the right to reject any request to purchase or exchange Shares. The Fund may modify or terminate the exchange privilege at any time.

#### **SYSTEMATIC WITHDRAWAL/EXCHANGE PROGRAM**

You may automatically redeem or exchange Shares. The minimum amount for all new or revised systematic redemptions or exchanges of Shares is \$50 per transaction per fund. Complete the appropriate section of the New Account Form or an Account Service Options Form or contact your financial intermediary or the Fund. Your account value must meet the minimum initial investment amount at the time the program is established. This program may reduce, and eventually deplete, your account. Payments should not be considered yield or income.

#### **CHECKWRITING**

##### **AS Class, IS Class**

You may request checks to redeem your Fund Shares. Your account will continue to receive the daily dividend declared on the Shares being redeemed until the check is presented for payment.

#### **DEBIT CARD**

##### **AS Class, IS Class**

You may request a debit card account that allows you to redeem Shares. There is an annual fee for this service that the Fund will automatically deduct from your account.

Any attempt to redeem Shares through checkwriting or debit card before the purchase instrument has cleared will be automatically rejected.

#### **ADDITIONAL CONDITIONS**

##### **Telephone Transactions**

The Fund will record your telephone instructions. If the Fund does not follow reasonable procedures, it may be liable for losses due to unauthorized or fraudulent telephone instructions.

##### **Share Certificates**

The Fund no longer issues share certificates. If you are redeeming or exchanging Shares represented by certificates previously issued by the Fund, you must return the certificates with your written redemption or exchange request. For your protection, send your certificates by registered or certified mail, but do not endorse them.

## **Security and Privacy Protection**

#### **ONLINE ACCOUNT AND TELEPHONE ACCESS SECURITY**

Federated Hermes will not be responsible for losses that result from unauthorized transactions, unless Federated Hermes does not follow procedures designed to verify your identity. When initiating a transaction by telephone or online, shareholders should be aware that any person with access to your account and other personal information including PINs (Personal Identification Numbers) may be able to submit instructions by telephone or online. Shareholders are responsible for protecting their identity by using strong usernames and complex passwords which utilize combinations of mixed case letters, numbers and symbols, and change passwords and PINs frequently.

Using [FederatedHermes.com/us](https://FederatedHermes.com/us)'s Account Access website means you are consenting to sending and receiving personal financial information over the Internet, so you should be sure you are comfortable with the risks. You will be required to accept the terms of an online agreement and to establish and utilize a password in order to access online account services. The Transfer Agent has adopted security procedures to confirm that Internet instructions are genuine. The Transfer Agent will also send you written confirmation of share transactions. The Transfer Agent, the Fund and any of its affiliates will not be liable for losses or expenses that occur from fraudulent Internet instructions reasonably believed to be genuine.

The Transfer Agent or the Fund will employ reasonable procedures to confirm that telephone transaction requests are genuine, which may include recording calls, asking the caller to provide certain personal identification information, sending you written confirmation, or requiring other confirmation security procedures. The Transfer Agent, the Fund and any of its affiliates will not be liable for relying on instructions submitted by telephone that the Fund reasonably believes to be genuine.

## **ANTI-MONEY LAUNDERING COMPLIANCE**

To help the government fight the funding of terrorism and money laundering activities, federal law requires financial institutions to obtain, verify and record information that identifies each new customer who opens a Fund account and to determine whether such person's name appears on governmental lists of known or suspected terrorists or terrorist organizations. Pursuant to the requirements under the USA PATRIOT Act, the information obtained will be used for compliance with the USA PATRIOT Act or other applicable laws, regulations and rules in connection with money laundering, terrorism or other illicit activities.

Information required includes your name, residential or business address, date of birth (for an individual), and other information that identifies you, including your social security number, tax identification number or other identifying number. The Fund cannot waive these requirements. The Fund is required by law to reject your Account Application if the required information is not provided. If, after reasonable effort, the Fund is unable to verify your identity or that of any other person(s) authorized to act on your behalf, or believes it has identified potentially suspicious, fraudulent or criminal activity, the Fund reserves the right to close your account and redeem your shares at the next calculated NAV without your permission. Any applicable contingent deferred sales charge (CDSC) will be assessed upon redemption of your shares.

The Fund has a strict policy designed to protect the privacy of your personal information. A copy of Federated Hermes' privacy policy notice was given to you at the time you opened your account. The Fund sends a copy of the privacy notice to you annually. You may also obtain the privacy notice by calling the Fund, or through [FederatedHermes.com/us](https://www.federatedhermes.com/us).

## **Account and Share Information**

### **ACCOUNT ACTIVITY**

You will receive periodic statements reporting all account activity, including systematic transactions and dividends paid by the Fund.

### **DIVIDENDS AND CAPITAL GAINS**

The Fund declares any dividends daily and pays them monthly to shareholders.

Dividends are based on estimates of income, expenses and shareholder activity for the Fund. Actual income, expenses and shareholder activity may differ from estimates and differences, if any, will be included in the calculation of subsequent dividends. You may obtain an estimate of the Fund's daily dividend factor by calling the Fund at 1-800-341-7400 or at [FederatedHermes.com/us](https://www.federatedhermes.com/us).

From time to time, the Fund may realize capital gains or losses. If capital gains or losses were to occur, they could result in an increase or decrease in dividends. The Fund pays any capital gains at least annually, and may make such special distributions of dividends and capital gains as may be necessary to meet applicable regulatory requirements. Your dividends and capital gains distributions will be automatically reinvested in additional Shares without a sales charge, unless you elect cash payments. Dividends may also be reinvested without sales charges in shares of any class of any other Federated Hermes fund of which you are already a shareholder.

Important information regarding the Fund's distributions, including the percentage of the Fund's distributions that are attributable to capital gains during the calendar year (if any), is available via the link to the Fund and share class name at [FederatedHermes.com/us/FundInformation](https://www.federatedhermes.com/us/FundInformation).

### **SMALL DISTRIBUTIONS AND UNCASHED CHECKS**

Generally, dividend and/or capital gain distributions payable by check in an amount of less than \$25 will be automatically reinvested in additional shares. This policy does not apply if you have elected to receive cash distributions that are directly deposited into your bank account via wire or ACH.

Additionally, if one or more dividend or capital gain distribution checks are returned as "undeliverable," or remain uncashed for 180 days, all subsequent dividend and capital gain distributions will be reinvested in additional shares. No interest will accrue on amounts represented by uncashed distribution checks. For questions on whether reinvestment applies to your distributions, please contact a Client Service Representative at 1-800-341-7400.

Certain states, including the State of Texas, have laws that allow shareholders to designate a representative to receive abandoned or unclaimed property ("escheatment") notifications by completing and submitting a designation form that generally can be found on the official state website. If a shareholder resides in an applicable state and elects to designate a representative to receive escheatment notifications, escheatment notices generally will be delivered as required by such



state laws, including, as applicable, to both the shareholder and the designated representative. A completed designation form may be mailed to the Fund (if Shares are held directly with the Fund) or to the shareholder's financial intermediary (if Shares are not held directly with the Fund). Shareholders should refer to relevant state law for the shareholder's specific rights and responsibilities under his or her state's escheatment law(s), which can generally be found on a state's official website.

#### **ACCOUNTS WITH LOW BALANCES**

Federated Hermes reserves the right to close accounts if redemptions or exchanges cause the account balance to fall below:

- \$25,000 for the AS class (or in the case of IRAs, \$250);
- \$250,000 for the AVR class;
- \$500,000 for the IS, SS, CAP, TR, ADM and CMS classes;
- \$1 million for the SEL class; and
- \$5 million for the PRM classes.

Before an account is closed, you will be notified and allowed at least 30 days to purchase additional Shares to meet the minimum.

#### **TAX INFORMATION**

The Fund and/or your financial intermediary provides year-end tax information and an annual statement of your account activity to assist you in completing your federal, state and local tax returns. Fund distributions of dividends and capital gains are taxable to you whether paid in cash or reinvested in the Fund. Dividends are taxable at different rates depending on the source of dividend income. Distributions of net short-term capital gains are taxable to you as ordinary income. Distributions of net long-term capital gains are taxable to you as long-term capital gains regardless of how long you have owned your Shares.

Fund distributions are expected to be primarily dividends. Redemptions and exchanges are taxable sales. Please consult your tax adviser regarding your federal, state and local tax liability.

#### **FREQUENT TRADING POLICIES**

Given the short-term nature of the Fund's investments and its use of the amortized cost method for calculating the NAV of Fund Shares, the Fund does not anticipate that in the normal case frequent or short-term trading into and out of the Fund will have significant adverse consequences for the Fund and its shareholders. For this reason and because the Fund is intended to be used as a liquid short-term investment, the Fund's Board has not adopted policies or procedures to monitor or discourage frequent or short-term trading of the Fund's Shares. Regardless of their frequency or short-term nature, purchases and redemptions of Fund Shares can have adverse effects on the management of the Fund's portfolio and its performance.

Other funds in the Federated Hermes family of funds may impose monitoring policies. Under normal market conditions, such monitoring policies are designed to protect the funds being monitored and their shareholders, and the operation of such policies and shareholder investments under such monitoring are not expected to have a materially adverse impact on the Federated Hermes funds or their shareholders. If you plan to exchange your Fund Shares for shares of another Federated Hermes fund, please read the prospectus of that other Federated Hermes fund for more information.

#### **PORTFOLIO HOLDINGS INFORMATION**

Information concerning the Fund's portfolio holdings is available via the link to the Fund and share class name at [FederatedHermes.com/us](https://FederatedHermes.com/us). Such information is posted on the website five business days after both mid-month and month-end then remains posted on the website for six months thereafter. Summary portfolio composition information as of the close of each month is posted on the website 15 days (or the next business day) after month-end and remains until replaced by the information for the succeeding month. The summary portfolio composition information may include effective average maturity of the Fund's portfolio and/or percentage breakdowns of the portfolio by credit quality tier, effective maturity range and type of security. The Fund's WAM and WAL, Shadow NAV (market-based value of the Fund's portfolio), Daily and Weekly Liquid Assets and Daily Flows are posted every business day and remain posted on the website for six months thereafter.

You may also access portfolio information via the link to the Fund and share class name at [FederatedHermes.com/us](https://FederatedHermes.com/us). The Fund's Form N-CSR contains complete listings of the Fund's portfolio holdings as of the end of the Fund's second and fourth fiscal quarters. These reports are also available on the SEC's website at [sec.gov](https://sec.gov).

The Fund files with the SEC a complete schedule of its portfolio holdings as of the close of each month on "Form N-MFP." Form N-MFP is available on the SEC's website at [sec.gov](https://sec.gov). You may access Form N-MFP via the link to the Fund and share class name at [FederatedHermes.com/us](https://FederatedHermes.com/us).

In addition, from time to time (for example, during periods of unusual market conditions), additional information regarding the Fund's portfolio holdings and/or composition may be posted to [FederatedHermes.com/us](https://FederatedHermes.com/us). If and when such information is posted, its availability will be noted on, and the information will be accessible from, the home page of the website.

## Who Manages the Fund?

The Board governs the Fund. The Board selects and oversees the Adviser, Federated Investment Management Company. The Adviser manages the Fund's assets, including buying and selling portfolio securities. Federated Advisory Services Company (FASC), an affiliate of the Adviser, provides certain support services to the Adviser. The fee for these services is paid by the Adviser and not by the Fund.

The address of the Adviser and FASC is 1001 Liberty Avenue, Pittsburgh, PA 15222-3779.

The Adviser and other advisory subsidiaries of Federated Hermes combined, advise approximately 101 registered investment companies spanning equity, fixed-income and money market mutual funds and also manage a variety of other pooled investment vehicles, private investment companies and customized separately managed accounts (including non-U.S./offshore funds). Federated Hermes' assets under management totaled approximately \$757.6 billion as of December 31, 2023. Federated Hermes was established in 1955 as Federated Investors, Inc. and is one of the largest investment managers in the United States with more than 2,000 employees. Federated Hermes provides investment products to more than 10,000 investment professionals and institutions.

The Adviser advises approximately 73 registered investment companies and also manages sub-advised funds. The Adviser's assets under management totaled approximately \$468.4 billion as of December 31, 2023.

### **ADVISORY FEES**

The Fund's investment advisory contract provides for payment to the Adviser of an annual investment advisory fee of 0.15% of the Fund's average daily net assets. The Adviser may voluntarily waive a portion of its fee or reimburse the Fund for certain operating expenses. The Adviser and its affiliates have also agreed to certain "Fee Limits" as described in the footnote to the "Risk/Return Summary: Fees and Expenses" table found in the "Fund Summary" section of the Prospectus.

A discussion of the Board's review of the Fund's investment advisory contract is available in the Fund's Form N-CSR for the periods ended July 31 and January 31, respectively.

## Financial Information

### **FINANCIAL HIGHLIGHTS**

The Financial Highlights will help you understand the Fund's financial performance for its past five fiscal years or since inception if the life of the Fund's share class is shorter. Some of the information is presented on a per Share basis. Total returns represent the rate an investor would have earned (or lost) on an investment in the Fund, assuming reinvestment of any dividends and capital gains.

This information has been derived from information audited by KPMG LLP, an independent registered public accounting firm, whose report, along with the Fund's audited financial statements, is included in the Fund's filing on Form N-CSR.

## Financial Highlights – Select Shares

(For a Share Outstanding Throughout Each Period)

	Year Ended 7/31/2024	Period Ended 7/31/2023 <sup>1</sup>
<b>Net Asset Value, Beginning of Period</b>	<b>\$1.00</b>	<b>\$1.00</b>
<b>Income From Investment Operations:</b>		
Net investment income <sup>2</sup>	0.052	0.004
Net realized gain (loss)	0.000 <sup>3</sup>	0.000 <sup>3</sup>
TOTAL FROM INVESTMENT OPERATIONS	0.052	0.004
<b>Less Distributions:</b>		
Distributions from net investment income	(0.052)	(0.004)
<b>Net Asset Value, End of Period</b>	<b>\$1.00</b>	<b>\$1.00</b>
<b>Total Return<sup>4</sup></b>	<b>5.36%</b>	<b>0.40%</b>
<b>Ratios to Average Net Assets:</b>		
Net expenses <sup>5</sup>	0.17%	0.17% <sup>6</sup>
Net investment income	5.21%	5.39% <sup>6</sup>
Expense waiver/reimbursement <sup>7</sup>	0.08%	0.14% <sup>6</sup>
<b>Supplemental Data:</b>		
Net assets, end of period (000 omitted)	\$289,336	\$50

1 Reflects operations for the period from July 3, 2023 (commencement of operations) to July 31, 2023.

2 Per share numbers have been calculated using the average shares method.

3 Represents less than \$0.001.

4 Based on net asset value. Total returns for periods of less than one year are not annualized.

5 Amount does not reflect net expenses incurred by investment companies in which the Fund may invest.

6 Computed on an annualized basis.

7 This expense decrease is reflected in both the net expense and the net investment income ratios shown above. Amount does not reflect expense waiver/reimbursement recorded by investment companies in which the Fund may invest.

Further information about the Fund's performance is contained in the Fund's Annual Report, dated July 31, 2024, which can be obtained free of charge.

## Financial Highlights – Automated Shares

(For a Share Outstanding Throughout Each Period)

	Year Ended July 31,				
	2024	2023	2022	2021	2020
<b>Net Asset Value, Beginning of Period</b>	<b>\$1.00</b>	<b>\$1.00</b>	<b>\$1.00</b>	<b>\$1.00</b>	<b>\$1.00</b>
<b>Income From Investment Operations:</b>					
Net investment income <sup>1</sup>	0.049	0.036	0.002	0.000 <sup>2</sup>	0.008
Net realized gain (loss)	0.000 <sup>2</sup>	0.000 <sup>2</sup>	(0.000) <sup>2</sup>	0.000 <sup>2</sup>	0.000 <sup>2</sup>
<b>TOTAL FROM INVESTMENT OPERATIONS</b>	<b>0.049</b>	<b>0.036</b>	<b>0.002</b>	<b>0.000<sup>2</sup></b>	<b>0.008</b>
<b>Less Distributions:</b>					
Distributions from net investment income	(0.049)	(0.036)	(0.002)	(0.000) <sup>2</sup>	(0.008)
Distributions from net realized gain	—	—	(0.000) <sup>2</sup>	(0.000) <sup>2</sup>	(0.000) <sup>2</sup>
<b>TOTAL DISTRIBUTIONS</b>	<b>(0.049)</b>	<b>(0.036)</b>	<b>(0.002)</b>	<b>(0.000)<sup>2</sup></b>	<b>(0.008)</b>
<b>Net Asset Value, End of Period</b>	<b>\$1.00</b>	<b>\$1.00</b>	<b>\$1.00</b>	<b>\$1.00</b>	<b>\$1.00</b>
<b>Total Return<sup>3</sup></b>	<b>5.01%</b>	<b>3.67%</b>	<b>0.18%</b>	<b>0.01%</b>	<b>0.84%</b>
<b>Ratios to Average Net Assets:</b>					
Net expenses <sup>4</sup>	0.50%	0.54%	0.21%	0.11%	0.43%
Net investment income	4.90%	3.52%	0.13%	0.01%	0.82%
Expense waiver/reimbursement <sup>5</sup>	0.09%	0.08%	0.42%	0.52%	0.18%
<b>Supplemental Data:</b>					
Net assets, end of period (000 omitted)	\$1,390,319	\$1,116,884	\$1,615,683	\$2,390,301	\$2,076,883

1 Per share numbers have been calculated using the average shares method.

2 Represents less than \$0.001.

3 Based on net asset value.

4 Amount does not reflect net expenses incurred by investment companies in which the Fund may invest.

5 This expense decrease is reflected in both the net expense and the net investment income ratios shown above. Amount does not reflect expense waiver/reimbursement recorded by investment companies in which the Fund may invest.

Further information about the Fund's performance is contained in the Fund's Annual Report, dated July 31, 2024, which can be obtained free of charge.

## Financial Highlights – Institutional Shares

(For a Share Outstanding Throughout Each Period)

	Year Ended July 31,				
	2024	2023	2022	2021	2020
<b>Net Asset Value, Beginning of Period</b>	<b>\$1.00</b>	<b>\$1.00</b>	<b>\$1.00</b>	<b>\$1.00</b>	<b>\$1.00</b>
<b>Income From Investment Operations:</b>					
Net investment income <sup>1</sup>	0.052	0.040	0.003	0.000 <sup>2</sup>	0.011
Net realized gain (loss)	0.000 <sup>2</sup>	0.000 <sup>2</sup>	(0.000) <sup>2</sup>	0.000 <sup>2</sup>	(0.000) <sup>2</sup>
<b>TOTAL FROM INVESTMENT OPERATIONS</b>	<b>0.052</b>	<b>0.040</b>	<b>0.003</b>	<b>0.000<sup>2</sup></b>	<b>0.011</b>
<b>Less Distributions:</b>					
Distributions from net investment income	(0.052)	(0.040)	(0.003)	(0.000) <sup>2</sup>	(0.011)
Distributions from net realized gain	—	—	(0.000) <sup>2</sup>	(0.000) <sup>2</sup>	(0.000) <sup>2</sup>
<b>TOTAL DISTRIBUTIONS</b>	<b>(0.052)</b>	<b>(0.040)</b>	<b>(0.003)</b>	<b>(0.000)<sup>2</sup></b>	<b>(0.011)</b>
<b>Net Asset Value, End of Period</b>	<b>\$1.00</b>	<b>\$1.00</b>	<b>\$1.00</b>	<b>\$1.00</b>	<b>\$1.00</b>
<b>Total Return<sup>3</sup></b>	<b>5.33%</b>	<b>4.02%</b>	<b>0.29%</b>	<b>0.01%</b>	<b>1.09%</b>
<b>Ratios to Average Net Assets:</b>					
Net expenses <sup>4</sup>	0.20%	0.20%	0.12%	0.11%	0.19%
Net investment income	5.20%	4.02%	0.29%	0.01%	0.99%
Expense waiver/reimbursement <sup>5</sup>	0.09%	0.08%	0.16%	0.17%	0.10%
<b>Supplemental Data:</b>					
Net assets, end of period (000 omitted)	\$32,320,699	\$44,853,097	\$40,500,072	\$40,668,867	\$49,615,082

1 Per share numbers have been calculated using the average shares method.

2 Represents less than \$0.001.

3 Based on net asset value.

4 Amount does not reflect net expenses incurred by investment companies in which the Fund may invest.

5 This expense decrease is reflected in both the net expense and the net investment income ratios shown above. Amount does not reflect expense waiver/reimbursement recorded by investment companies in which the Fund may invest.

Further information about the Fund's performance is contained in the Fund's Annual Report, dated July 31, 2024, which can be obtained free of charge.

## Financial Highlights – Advisor Shares

(For a Share Outstanding Throughout Each Period)

	Year Ended 7/31/2024	Period Ended 7/31/2023 <sup>1</sup>
<b>Net Asset Value, Beginning of Period</b>	<b>\$1.00</b>	<b>\$1.00</b>
<b>Income From Investment Operations:</b>		
Net investment income <sup>2</sup>	0.053	0.004
Net realized gain (loss)	0.000 <sup>3</sup>	0.000 <sup>3</sup>
TOTAL FROM INVESTMENT OPERATIONS	0.053	0.004
<b>Less Distributions:</b>		
Distributions from net investment income	(0.053)	(0.004)
<b>Net Asset Value, End of Period</b>	<b>\$1.00</b>	<b>\$1.00</b>
<b>Total Return<sup>4</sup></b>	<b>5.38%</b>	<b>0.40%</b>
<b>Ratios to Average Net Assets:</b>		
Net expenses <sup>5</sup>	0.15%	0.15% <sup>6</sup>
Net investment income	5.25%	5.41% <sup>6</sup>
Expense waiver/reimbursement <sup>7</sup>	0.09%	0.14% <sup>6</sup>
<b>Supplemental Data:</b>		
Net assets, end of period (000 omitted)	\$50	\$50

1 Reflects operations for the period from July 3, 2023 (commencement of operations) to July 31, 2023.

2 Per share numbers have been calculated using the average shares method.

3 Represents less than \$0.001.

4 Based on net asset value. Total returns for periods of less than one year are not annualized.

5 Amount does not reflect net expenses incurred by investment companies in which the Fund may invest.

6 Computed on an annualized basis.

7 This expense decrease is reflected in both the net expense and the net investment income ratios shown above. Amount does not reflect expense waiver/reimbursement recorded by investment companies in which the Fund may invest.

Further information about the Fund's performance is contained in the Fund's Annual Report, dated July 31, 2024, which can be obtained free of charge.

## Financial Highlights – Service Shares

(For a Share Outstanding Throughout Each Period)

	Year Ended July 31,				
	2024	2023	2022	2021	2020
<b>Net Asset Value, Beginning of Period</b>	<b>\$1.00</b>	<b>\$1.00</b>	<b>\$1.00</b>	<b>\$1.00</b>	<b>\$1.00</b>
<b>Income From Investment Operations:</b>					
Net investment income <sup>1</sup>	0.050	0.037	0.002	0.000 <sup>2</sup>	0.009
Net realized gain (loss)	0.000 <sup>2</sup>	0.000 <sup>2</sup>	(0.000) <sup>2</sup>	0.000 <sup>2</sup>	(0.000) <sup>2</sup>
<b>TOTAL FROM INVESTMENT OPERATIONS</b>	<b>0.050</b>	<b>0.037</b>	<b>0.002</b>	<b>0.000<sup>2</sup></b>	<b>0.009</b>
<b>Less Distributions:</b>					
Distributions from net investment income	(0.050)	(0.037)	(0.002)	(0.000) <sup>2</sup>	(0.009)
Distributions from net realized gain	—	—	(0.000) <sup>2</sup>	(0.000) <sup>2</sup>	(0.000) <sup>2</sup>
<b>TOTAL DISTRIBUTIONS</b>	<b>(0.050)</b>	<b>(0.037)</b>	<b>(0.002)</b>	<b>(0.000)<sup>2</sup></b>	<b>(0.009)</b>
<b>Net Asset Value, End of Period</b>	<b>\$1.00</b>	<b>\$1.00</b>	<b>\$1.00</b>	<b>\$1.00</b>	<b>\$1.00</b>
<b>Total Return<sup>3</sup></b>	<b>5.10%</b>	<b>3.77%</b>	<b>0.20%</b>	<b>0.01%</b>	<b>0.88%</b>
<b>Ratios to Average Net Assets:</b>					
Net expenses <sup>4</sup>	0.42%	0.45%	0.20%	0.12%	0.39%
Net investment income	4.99%	3.82%	0.19%	0.01%	0.84%
Expense waiver/reimbursement <sup>5</sup>	0.09%	0.08%	0.33%	0.41%	0.15%
<b>Supplemental Data:</b>					
Net assets, end of period (000 omitted)	\$3,886,520	\$6,216,332	\$4,833,929	\$5,363,707	\$5,512,396

1 Per share numbers have been calculated using the average shares method.

2 Represents less than \$0.001.

3 Based on net asset value.

4 Amount does not reflect net expenses incurred by investment companies in which the Fund may invest.

5 This expense decrease is reflected in both the net expense and the net investment income ratios shown above. Amount does not reflect expense waiver/reimbursement recorded by investment companies in which the Fund may invest.

Further information about the Fund's performance is contained in the Fund's Annual Report, dated July 31, 2024, which can be obtained free of charge.



## Financial Highlights – Administrative Shares

(For a Share Outstanding Throughout Each Period)

	Year Ended 7/31/2024	Period Ended 7/31/2023 <sup>1</sup>
<b>Net Asset Value, Beginning of Period</b>	<b>\$1.00</b>	<b>\$1.00</b>
<b>Income From Investment Operations:</b>		
Net investment income <sup>2</sup>	0.049	0.004
Net realized gain (loss)	0.000 <sup>3</sup>	0.000 <sup>3</sup>
TOTAL FROM INVESTMENT OPERATIONS	0.049	0.004
<b>Less Distributions:</b>		
Distributions from net investment income	(0.049)	(0.004)
<b>Net Asset Value, End of Period</b>	<b>\$1.00</b>	<b>\$1.00</b>
<b>Total Return<sup>4</sup></b>	<b>5.06%</b>	<b>0.38%</b>
<b>Ratios to Average Net Assets:</b>		
Net expenses <sup>5</sup>	0.45%	0.45% <sup>6</sup>
Net investment income	4.93%	5.11% <sup>6</sup>
Expense waiver/reimbursement <sup>7</sup>	0.08%	0.14% <sup>6</sup>
<b>Supplemental Data:</b>		
Net assets, end of period (000 omitted)	\$2,781,255	\$50

1 Reflects operations for the period from July 3, 2023 (commencement of operations) to July 31, 2023.

2 Per share numbers have been calculated using the average shares method.

3 Represents less than \$0.001.

4 Based on net asset value. Total returns for periods of less than one year are not annualized.

5 Amount does not reflect net expenses incurred by investment companies in which the Fund may invest.

6 Computed on an annualized basis.

7 This expense decrease is reflected in both the net expense and the net investment income ratios shown above. Amount does not reflect expense waiver/reimbursement recorded by investment companies in which the Fund may invest.

Further information about the Fund's performance is contained in the Fund's Annual Report, dated July 31, 2024, which can be obtained free of charge.

## Financial Highlights – Cash Management Shares

(For a Share Outstanding Throughout Each Period)

	Year Ended 7/31/2024	Period Ended 7/31/2023 <sup>1</sup>
<b>Net Asset Value, Beginning of Period</b>	<b>\$1.00</b>	<b>\$1.00</b>
<b>Income From Investment Operations:</b>		
Net investment income <sup>2</sup>	0.047	0.004
Net realized gain (loss)	0.000 <sup>3</sup>	0.000 <sup>3</sup>
TOTAL FROM INVESTMENT OPERATIONS	0.047	0.004
<b>Less Distributions:</b>		
Distributions from net investment income	(0.047)	(0.004)
<b>Net Asset Value, End of Period</b>	<b>\$1.00</b>	<b>\$1.00</b>
<b>Total Return<sup>4</sup></b>	<b>4.80%</b>	<b>0.36%</b>
<b>Ratios to Average Net Assets:</b>		
Net expenses <sup>5</sup>	0.70%	0.70% <sup>6</sup>
Net investment income	4.70%	4.88% <sup>6</sup>
Expense waiver/reimbursement <sup>7</sup>	0.09%	0.14% <sup>6</sup>
<b>Supplemental Data:</b>		
Net assets, end of period (000 omitted)	\$50	\$50

1 Reflects operations for the period from July 3, 2023 (commencement of operations) to July 31, 2023.

2 Per share numbers have been calculated using the average shares method.

3 Represents less than \$0.001.

4 Based on net asset value. Total returns for periods of less than one year are not annualized.

5 Amount does not reflect net expenses incurred by investment companies in which the Fund may invest.

6 Computed on an annualized basis.

7 This expense decrease is reflected in both the net expense and the net investment income ratios shown above. Amount does not reflect expense waiver/reimbursement recorded by investment companies in which the Fund may invest.

Further information about the Fund's performance is contained in the Fund's Annual Report, dated July 31, 2024, which can be obtained free of charge.

## Financial Highlights – Capital Shares

(For a Share Outstanding Throughout Each Period)

	Year Ended July 31,				
	2024	2023	2022	2021	2020
<b>Net Asset Value, Beginning of Period</b>	<b>\$1.00</b>	<b>\$1.00</b>	<b>\$1.00</b>	<b>\$1.00</b>	<b>\$1.00</b>
<b>Income From Investment Operations:</b>					
Net investment income <sup>1</sup>	0.051	0.039	0.002	0.000 <sup>2</sup>	0.010
Net realized gain (loss)	0.000 <sup>2</sup>	0.000 <sup>2</sup>	(0.000) <sup>2</sup>	0.000 <sup>2</sup>	(0.000) <sup>2</sup>
<b>TOTAL FROM INVESTMENT OPERATIONS</b>	<b>0.051</b>	<b>0.039</b>	<b>0.002</b>	<b>0.000<sup>2</sup></b>	<b>0.010</b>
<b>Less Distributions:</b>					
Distributions from net investment income	(0.051)	(0.039)	(0.002)	(0.000) <sup>2</sup>	(0.010)
Distributions from net realized gain	—	—	(0.000) <sup>2</sup>	(0.000) <sup>2</sup>	(0.000) <sup>2</sup>
<b>TOTAL DISTRIBUTIONS</b>	<b>(0.051)</b>	<b>(0.039)</b>	<b>(0.002)</b>	<b>(0.000)<sup>2</sup></b>	<b>(0.010)</b>
<b>Net Asset Value, End of Period</b>	<b>\$1.00</b>	<b>\$1.00</b>	<b>\$1.00</b>	<b>\$1.00</b>	<b>\$1.00</b>
<b>Total Return<sup>3</sup></b>	<b>5.21%</b>	<b>3.92%</b>	<b>0.25%</b>	<b>0.01%</b>	<b>0.99%</b>
<b>Ratios to Average Net Assets:</b>					
Net expenses <sup>4</sup>	0.30%	0.30%	0.16%	0.11%	0.28%
Net investment income	5.09%	4.08%	0.25%	0.01%	0.90%
Expense waiver/reimbursement <sup>5</sup>	0.09%	0.09%	0.22%	0.27%	0.11%
<b>Supplemental Data:</b>					
Net assets, end of period (000 omitted)	\$6,538,348	\$4,829,109	\$2,100,176	\$1,859,069	\$2,119,651

1 Per share numbers have been calculated using the average shares method.

2 Represents less than \$0.001.

3 Based on net asset value.

4 Amount does not reflect net expenses incurred by investment companies in which the Fund may invest.

5 This expense decrease is reflected in both the net expense and the net investment income ratios shown above. Amount does not reflect expense waiver/reimbursement recorded by investment companies in which the Fund may invest.

Further information about the Fund's performance is contained in the Fund's Annual Report, dated July 31, 2024, which can be obtained free of charge.

## Financial Highlights – Trust Shares

(For a Share Outstanding Throughout Each Period)

	Year Ended July 31,				
	2024	2023	2022	2021	2020
<b>Net Asset Value, Beginning of Period</b>	<b>\$1.00</b>	<b>\$1.00</b>	<b>\$1.00</b>	<b>\$1.00</b>	<b>\$1.00</b>
<b>Income From Investment Operations:</b>					
Net investment income <sup>1</sup>	0.047	0.035	0.001	0.000 <sup>2</sup>	0.007
Net realized gain (loss)	0.000 <sup>2</sup>	0.000 <sup>2</sup>	(0.000) <sup>2</sup>	0.000 <sup>2</sup>	(0.000) <sup>2</sup>
<b>TOTAL FROM INVESTMENT OPERATIONS</b>	<b>0.047</b>	<b>0.035</b>	<b>0.001</b>	<b>0.000<sup>2</sup></b>	<b>0.007</b>
<b>Less Distributions:</b>					
Distributions from net investment income	(0.047)	(0.035)	(0.001)	(0.000) <sup>2</sup>	(0.007)
Distributions from net realized gain	—	—	(0.000) <sup>2</sup>	(0.000) <sup>2</sup>	(0.000) <sup>2</sup>
<b>TOTAL DISTRIBUTIONS</b>	<b>(0.047)</b>	<b>(0.035)</b>	<b>(0.001)</b>	<b>(0.000)<sup>2</sup></b>	<b>(0.007)</b>
<b>Net Asset Value, End of Period</b>	<b>\$1.00</b>	<b>\$1.00</b>	<b>\$1.00</b>	<b>\$1.00</b>	<b>\$1.00</b>
<b>Total Return<sup>3</sup></b>	<b>4.84%</b>	<b>3.51%</b>	<b>0.14%</b>	<b>0.01%</b>	<b>0.72%</b>
<b>Ratios to Average Net Assets:</b>					
Net expenses <sup>4</sup>	0.66%	0.70%	0.27%	0.13%	0.54%
Net investment income	4.74%	3.45%	0.14%	0.01%	0.66%
Expense waiver/reimbursement <sup>5</sup>	0.09%	0.08%	0.51%	0.65%	0.25%
<b>Supplemental Data:</b>					
Net assets, end of period (000 omitted)	\$430,658	\$655,941	\$796,860	\$754,675	\$1,379,716

1 Per share numbers have been calculated using the average shares method.

2 Represents less than \$0.001.

3 Based on net asset value.

4 Amount does not reflect net expenses incurred by investment companies in which the Fund may invest.

5 This expense decrease is reflected in both the net expense and the net investment income ratios shown above. Amount does not reflect expense waiver/reimbursement recorded by investment companies in which the Fund may invest.

Further information about the Fund's performance is contained in the Fund's Annual Report, dated July 31, 2024, which can be obtained free of charge.

## Financial Highlights – Premier Shares

(For a Share Outstanding Throughout Each Period)

	Year Ended 7/31/2024	Period Ended 7/31/2023 <sup>1</sup>
<b>Net Asset Value, Beginning of Period</b>	<b>\$1.00</b>	<b>\$1.00</b>
<b>Income From Investment Operations:</b>		
Net investment income <sup>2</sup>	0.052	0.004
Net realized gain (loss)	0.001	0.000 <sup>3</sup>
<b>TOTAL FROM INVESTMENT OPERATIONS</b>	<b>0.053</b>	<b>0.004</b>
<b>Less Distributions:</b>		
Distributions from net investment income	(0.053)	(0.004)
<b>Net Asset Value, End of Period</b>	<b>\$1.00</b>	<b>\$1.00</b>
<b>Total Return<sup>4</sup></b>	<b>5.38%</b>	<b>0.40%</b>
<b>Ratios to Average Net Assets:</b>		
Net expenses <sup>5</sup>	0.15%	0.15% <sup>6</sup>
Net investment income	5.24%	5.09% <sup>6</sup>
Expense waiver/reimbursement <sup>7</sup>	0.08%	0.13% <sup>6</sup>
<b>Supplemental Data:</b>		
Net assets, end of period (000 omitted)	\$9,664,446	\$808,502

1 Reflects operations for the period from July 3, 2023 (commencement of operations) to July 31, 2023.

2 Per share numbers have been calculated using the average shares method.

3 Represents less than \$0.001.

4 Based on net asset value. Total returns for periods of less than one year are not annualized.

5 Amount does not reflect net expenses incurred by investment companies in which the Fund may invest.

6 Computed on an annualized basis.

7 This expense decrease is reflected in both the net expense and the net investment income ratios shown above. Amount does not reflect expense waiver/reimbursement recorded by investment companies in which the Fund may invest.

Further information about the Fund's performance is contained in the Fund's Annual Report, dated July 31, 2024, which can be obtained free of charge.

## Appendix A: Hypothetical Investment and Expense Information

The following charts provide additional hypothetical information about the effect of the Fund's expenses, including investment advisory fees and other Fund costs, on the Fund's assumed returns over a 10-year period. The charts show the estimated expenses that would be incurred in respect of a hypothetical investment of \$10,000, assuming a 5% return each year, and no redemption of Shares. Each chart also assumes that the Fund's annual expense ratio stays the same throughout the 10-year period and that all dividends and distributions are reinvested. The annual expense ratio used in each chart is the same as stated in the "Fees and Expenses" table of this Prospectus (and thus does not reflect any fee waiver or expense reimbursement currently in effect). The maximum amount of any sales charge that might be imposed on the *purchase* of Shares (and deducted from the hypothetical initial investment of \$10,000; the "Front-End Sales Charge") is reflected in the "Hypothetical Expenses" column. The hypothetical investment information does not reflect the effect of charges (if any) normally applicable to *redemptions* of Shares (e.g., deferred sales charges, redemption fees). Mutual fund returns, as well as fees and expenses, may fluctuate over time, and your actual investment returns and total expenses may be higher or lower than those shown below.

### FEDERATED HERMES TREASURY OBLIGATIONS FUND - SEL CLASS

ANNUAL EXPENSE RATIO: 0.25%

MAXIMUM FRONT-END SALES CHARGE: NONE

Year	Hypothetical Beginning Investment	Hypothetical Performance Earnings	Investment After Returns	Hypothetical Expenses	Hypothetical Ending Investment
1	\$10,000.00	\$500.00	\$10,500.00	\$25.59	\$10,475.00
2	\$10,475.00	\$523.75	\$10,998.75	\$26.81	\$10,972.56
3	\$10,972.56	\$548.63	\$11,521.19	\$28.08	\$11,493.76
4	\$11,493.76	\$574.69	\$12,068.45	\$29.42	\$12,039.71
5	\$12,039.71	\$601.99	\$12,641.70	\$30.81	\$12,611.60
6	\$12,611.60	\$630.58	\$13,242.18	\$32.28	\$13,210.65
7	\$13,210.65	\$660.53	\$13,871.18	\$33.81	\$13,838.16
8	\$13,838.16	\$691.91	\$14,530.07	\$35.42	\$14,495.47
9	\$14,495.47	\$724.77	\$15,220.24	\$37.10	\$15,184.00
10	\$15,184.00	\$759.20	\$15,943.20	\$38.86	\$15,905.24
Cumulative		\$6,216.05		\$318.18	

### FEDERATED HERMES TREASURY OBLIGATIONS FUND - AS CLASS

ANNUAL EXPENSE RATIO: 0.59%

MAXIMUM FRONT-END SALES CHARGE: NONE

Year	Hypothetical Beginning Investment	Hypothetical Performance Earnings	Investment After Returns	Hypothetical Expenses	Hypothetical Ending Investment
1	\$10,000.00	\$500.00	\$10,500.00	\$60.30	\$10,441.00
2	\$10,441.00	\$522.05	\$10,963.05	\$62.96	\$10,901.45
3	\$10,901.45	\$545.07	\$11,446.52	\$65.74	\$11,382.20
4	\$11,382.20	\$569.11	\$11,951.31	\$68.64	\$11,884.16
5	\$11,884.16	\$594.21	\$12,478.37	\$71.66	\$12,408.25
6	\$12,408.25	\$620.41	\$13,028.66	\$74.82	\$12,955.45
7	\$12,955.45	\$647.77	\$13,603.22	\$78.12	\$13,526.79
8	\$13,526.79	\$676.34	\$14,203.13	\$81.57	\$14,123.32
9	\$14,123.32	\$706.17	\$14,829.49	\$85.16	\$14,746.16
10	\$14,746.16	\$737.31	\$15,483.47	\$88.92	\$15,396.47
Cumulative		\$6,118.44		\$737.89	

**FEDERATED HERMES TREASURY OBLIGATIONS FUND - IS CLASS****ANNUAL EXPENSE RATIO: 0.29%****MAXIMUM FRONT-END SALES CHARGE: NONE**

<b>Year</b>	<b>Hypothetical Beginning Investment</b>	<b>Hypothetical Performance Earnings</b>	<b>Investment After Returns</b>	<b>Hypothetical Expenses</b>	<b>Hypothetical Ending Investment</b>
1	\$10,000.00	\$500.00	\$10,500.00	\$29.68	\$10,471.00
2	\$10,471.00	\$523.55	\$10,994.55	\$31.08	\$10,964.18
3	\$10,964.18	\$548.21	\$11,512.39	\$32.54	\$11,480.59
4	\$11,480.59	\$574.03	\$12,054.62	\$34.08	\$12,021.33
5	\$12,021.33	\$601.07	\$12,622.40	\$35.68	\$12,587.53
6	\$12,587.53	\$629.38	\$13,216.91	\$37.36	\$13,180.40
7	\$13,180.40	\$659.02	\$13,839.42	\$39.12	\$13,801.20
8	\$13,801.20	\$690.06	\$14,491.26	\$40.97	\$14,451.24
9	\$14,451.24	\$722.56	\$15,173.80	\$42.90	\$15,131.89
10	\$15,131.89	\$756.59	\$15,888.48	\$44.92	\$15,844.60
Cumulative		\$6,204.47		\$368.33	

**FEDERATED HERMES TREASURY OBLIGATIONS FUND - AVR CLASS****ANNUAL EXPENSE RATIO: 0.24%****MAXIMUM FRONT-END SALES CHARGE: NONE**

<b>Year</b>	<b>Hypothetical Beginning Investment</b>	<b>Hypothetical Performance Earnings</b>	<b>Investment After Returns</b>	<b>Hypothetical Expenses</b>	<b>Hypothetical Ending Investment</b>
1	\$10,000.00	\$500.00	\$10,500.00	\$24.57	\$10,476.00
2	\$10,476.00	\$523.80	\$10,999.80	\$25.74	\$10,974.66
3	\$10,974.66	\$548.73	\$11,523.39	\$26.97	\$11,497.05
4	\$11,497.05	\$574.85	\$12,071.90	\$28.25	\$12,044.31
5	\$12,044.31	\$602.22	\$12,646.53	\$29.59	\$12,617.62
6	\$12,617.62	\$630.88	\$13,248.50	\$31.00	\$13,218.22
7	\$13,218.22	\$660.91	\$13,879.13	\$32.48	\$13,847.41
8	\$13,847.41	\$692.37	\$14,539.78	\$34.02	\$14,506.55
9	\$14,506.55	\$725.33	\$15,231.88	\$35.64	\$15,197.06
10	\$15,197.06	\$759.85	\$15,956.91	\$37.34	\$15,920.44
Cumulative		\$6,218.94		\$305.60	



**FEDERATED HERMES TREASURY OBLIGATIONS FUND - SS CLASS****ANNUAL EXPENSE RATIO: 0.51%****MAXIMUM FRONT-END SALES CHARGE: NONE**

Year	Hypothetical Beginning Investment	Hypothetical Performance Earnings	Investment After Returns	Hypothetical Expenses	Hypothetical Ending Investment
1	\$10,000.00	\$500.00	\$10,500.00	\$52.14	\$10,449.00
2	\$10,449.00	\$522.45	\$10,971.45	\$54.49	\$10,918.16
3	\$10,918.16	\$545.91	\$11,464.07	\$56.93	\$11,408.39
4	\$11,408.39	\$570.42	\$11,978.81	\$59.49	\$11,920.63
5	\$11,920.63	\$596.03	\$12,516.66	\$62.16	\$12,455.87
6	\$12,455.87	\$622.79	\$13,078.66	\$64.95	\$13,015.14
7	\$13,015.14	\$650.76	\$13,665.90	\$67.87	\$13,599.52
8	\$13,599.52	\$679.98	\$14,279.50	\$70.91	\$14,210.14
9	\$14,210.14	\$710.51	\$14,920.65	\$74.10	\$14,848.18
10	\$14,848.18	\$742.41	\$15,590.59	\$77.43	\$15,514.86
Cumulative		\$6,141.26		\$640.47	

**FEDERATED HERMES TREASURY OBLIGATIONS FUND - ADM CLASS****ANNUAL EXPENSE RATIO: 0.53%****MAXIMUM FRONT-END SALES CHARGE: NONE**

Year	Hypothetical Beginning Investment	Hypothetical Performance Earnings	Investment After Returns	Hypothetical Expenses	Hypothetical Ending Investment
1	\$10,000.00	\$500.00	\$10,500.00	\$54.18	\$10,447.00
2	\$10,447.00	\$522.35	\$10,969.35	\$56.61	\$10,913.98
3	\$10,913.98	\$545.70	\$11,459.68	\$59.14	\$11,401.83
4	\$11,401.83	\$570.09	\$11,971.92	\$61.78	\$11,911.49
5	\$11,911.49	\$595.57	\$12,507.06	\$64.54	\$12,443.93
6	\$12,443.93	\$622.20	\$13,066.13	\$67.43	\$13,000.17
7	\$13,000.17	\$650.01	\$13,650.18	\$70.44	\$13,581.28
8	\$13,581.28	\$679.06	\$14,260.34	\$73.59	\$14,188.36
9	\$14,188.36	\$709.42	\$14,897.78	\$76.88	\$14,822.58
10	\$14,822.58	\$741.13	\$15,563.71	\$80.32	\$15,485.15
Cumulative		\$6,135.53		\$664.91	

**FEDERATED HERMES TREASURY OBLIGATIONS FUND - CMS CLASS****ANNUAL EXPENSE RATIO: 0.79%****MAXIMUM FRONT-END SALES CHARGE: NONE**

<b>Year</b>	<b>Hypothetical Beginning Investment</b>	<b>Hypothetical Performance Earnings</b>	<b>Investment After Returns</b>	<b>Hypothetical Expenses</b>	<b>Hypothetical Ending Investment</b>
1	\$10,000.00	\$500.00	\$10,500.00	\$80.66	\$10,421.00
2	\$10,421.00	\$521.05	\$10,942.05	\$84.06	\$10,859.72
3	\$10,859.72	\$542.99	\$11,402.71	\$87.60	\$11,316.91
4	\$11,316.91	\$565.85	\$11,882.76	\$91.29	\$11,793.35
5	\$11,793.35	\$589.67	\$12,383.02	\$95.13	\$12,289.85
6	\$12,289.85	\$614.49	\$12,904.34	\$99.13	\$12,807.25
7	\$12,807.25	\$640.36	\$13,447.61	\$103.31	\$13,346.44
8	\$13,346.44	\$667.32	\$14,013.76	\$107.66	\$13,908.33
9	\$13,908.33	\$695.42	\$14,603.75	\$112.19	\$14,493.87
10	\$14,493.87	\$724.69	\$15,218.56	\$116.91	\$15,104.06
Cumulative		\$6,061.84		\$977.94	

**FEDERATED HERMES TREASURY OBLIGATIONS FUND - CAP CLASS****ANNUAL EXPENSE RATIO: 0.49%****MAXIMUM FRONT-END SALES CHARGE: NONE**

<b>Year</b>	<b>Hypothetical Beginning Investment</b>	<b>Hypothetical Performance Earnings</b>	<b>Investment After Returns</b>	<b>Hypothetical Expenses</b>	<b>Hypothetical Ending Investment</b>
1	\$10,000.00	\$500.00	\$10,500.00	\$50.10	\$10,451.00
2	\$10,451.00	\$522.55	\$10,973.55	\$52.36	\$10,922.34
3	\$10,922.34	\$546.12	\$11,468.46	\$54.73	\$11,414.94
4	\$11,414.94	\$570.75	\$11,985.69	\$57.19	\$11,929.75
5	\$11,929.75	\$596.49	\$12,526.24	\$59.77	\$12,467.78
6	\$12,467.78	\$623.39	\$13,091.17	\$62.47	\$13,030.08
7	\$13,030.08	\$651.50	\$13,681.58	\$65.29	\$13,617.74
8	\$13,617.74	\$680.89	\$14,298.63	\$68.23	\$14,231.90
9	\$14,231.90	\$711.60	\$14,943.50	\$71.31	\$14,873.76
10	\$14,873.76	\$743.69	\$15,617.45	\$74.52	\$15,544.57
Cumulative		\$6,146.98		\$615.97	

**FEDERATED HERMES TREASURY OBLIGATIONS FUND - TR CLASS****ANNUAL EXPENSE RATIO: 0.75%****MAXIMUM FRONT-END SALES CHARGE: NONE**

Year	Hypothetical Beginning Investment	Hypothetical Performance Earnings	Investment After Returns	Hypothetical Expenses	Hypothetical Ending Investment
1	\$10,000.00	\$500.00	\$10,500.00	\$76.59	\$10,425.00
2	\$10,425.00	\$521.25	\$10,946.25	\$79.85	\$10,868.06
3	\$10,868.06	\$543.40	\$11,411.46	\$83.24	\$11,329.95
4	\$11,329.95	\$566.50	\$11,896.45	\$86.78	\$11,811.47
5	\$11,811.47	\$590.57	\$12,402.04	\$90.47	\$12,313.46
6	\$12,313.46	\$615.67	\$12,929.13	\$94.31	\$12,836.78
7	\$12,836.78	\$641.84	\$13,478.62	\$98.32	\$13,382.34
8	\$13,382.34	\$669.12	\$14,051.46	\$102.50	\$13,951.09
9	\$13,951.09	\$697.55	\$14,648.64	\$106.86	\$14,544.01
10	\$14,544.01	\$727.20	\$15,271.21	\$111.40	\$15,162.13
Cumulative		\$6,073.10		\$930.32	

**FEDERATED HERMES TREASURY OBLIGATIONS FUND - PRM CLASS****ANNUAL EXPENSE RATIO: 0.23%****MAXIMUM FRONT-END SALES CHARGE: NONE**

Year	Hypothetical Beginning Investment	Hypothetical Performance Earnings	Investment After Returns	Hypothetical Expenses	Hypothetical Ending Investment
1	\$10,000.00	\$500.00	\$10,500.00	\$23.55	\$10,477.00
2	\$10,477.00	\$523.85	\$11,000.85	\$24.67	\$10,976.75
3	\$10,976.75	\$548.84	\$11,525.59	\$25.85	\$11,500.34
4	\$11,500.34	\$575.02	\$12,075.36	\$27.08	\$12,048.91
5	\$12,048.91	\$602.45	\$12,651.36	\$28.37	\$12,623.64
6	\$12,623.64	\$631.18	\$13,254.82	\$29.73	\$13,225.79
7	\$13,225.79	\$661.29	\$13,887.08	\$31.14	\$13,856.66
8	\$13,856.66	\$692.83	\$14,549.49	\$32.63	\$14,517.62
9	\$14,517.62	\$725.88	\$15,243.50	\$34.19	\$15,210.11
10	\$15,210.11	\$760.51	\$15,970.62	\$35.82	\$15,935.63
Cumulative		\$6,221.85		\$293.03	

An SAI dated September 30, 2024, is incorporated by reference into this Prospectus. Additional information about the Fund and its investments is contained in the Fund's SAI, Annual and Semi-Annual Reports to shareholders and in Form N-CSR as they become available. In Form N-CSR, you will find, among other information, the Fund's annual and semi-annual financial statements. The SAI contains a description of the Fund's policies and procedures with respect to the disclosure of its portfolio securities. To obtain the SAI, Annual Report, Semi-Annual Report and other information, such as financial statements, without charge, to make inquiries or request e-delivery, call your financial intermediary or the Fund at 1-800-341-7400. You may also access the Fund's Prospectus, SAI, Annual Report, Semi-Annual Report, financial statements and other information on the Fund's website at [FederatedHermes.com/us/FundInformation](https://FederatedHermes.com/us/FundInformation).

These documents, as well as additional information about the Fund (including portfolio holdings, performance and distributions), are also available on [FederatedHermes.com/us](https://FederatedHermes.com/us).

You can obtain information about the Fund (including the SAI) by accessing Fund information from the EDGAR Database on the SEC's website at [sec.gov](https://sec.gov). You can purchase copies of this information by contacting the SEC by email at [publicinfo@sec.gov](mailto:publicinfo@sec.gov).



Federated Hermes Treasury Obligations Fund  
Federated Hermes Funds  
4000 Ericsson Drive  
Warrendale, PA 15086-7561

Contact us at [FederatedHermes.com/us](https://FederatedHermes.com/us)  
or call 1-800-341-7400.

Federated Securities Corp., Distributor

*Investment Company Act File No. 811-5950*

CUSIP 31423R609  
CUSIP 608919726  
CUSIP 60934N500  
CUSIP 31423R203  
CUSIP 60934N872  
CUSIP 31423R302  
CUSIP 31423R401  
CUSIP 60934N823  
CUSIP 60934N120  
CUSIP 31423R500

Q452135 (9/24)

© 2024 Federated Hermes, Inc.