

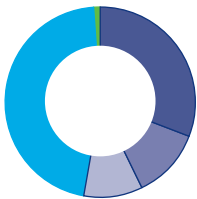
September 30, 2023

## Highlights

- Reported Q3 2023 earnings per diluted share (EPS) of \$0.86.
- Total managed assets at a record high of \$715 billion.
- Money market assets at a record \$525 billion.
- Fixed-income assets at \$90 billion and equity assets at \$77 billion.
- Alternative/private market assets at \$20 billion.
- Declared a dividend of \$0.28 per share.
- Global stewardship and responsible investing team of more than 60.

## Revenue by source

Q3 2023  
\$403 million



- Long-term assets 53%
- Equity 31%
- Fixed income 12%
- Alternative/private markets and multi-asset 10%
- Money market 46%
- Other 1%

## Assets at-a-glance

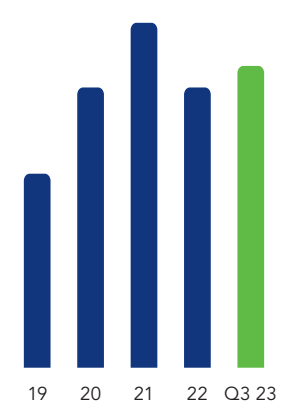
Total under management  
in billions



Equity  
in billions



Total under advice  
in trillions



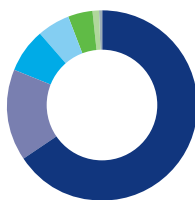
## Asset breakdown by sector

Equity  
\$77.3 billion



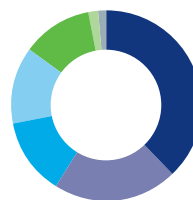
- Value and income \$32.0
- International/global \$27.9
- Growth \$12.9
- Blend \$4.5

Fixed income  
\$89.8 billion



- Multisector \$59.0
- High-yield \$14.0
- Municipal \$6.8
- U.S. Corporate \$4.8
- U.S. Government \$3.8
- International/global \$1.0
- Mortgage-backed \$0.4

Alternative/  
private markets  
and multi-asset  
\$23.0 billion



- Real estate \$8.7
- Private equity \$4.9
- Infrastructure \$3.0
- Other alternative \$3.0
- Multi-asset \$2.7
- Bear \$0.4
- Market neutral \$0.3

Money market  
\$525.1 billion

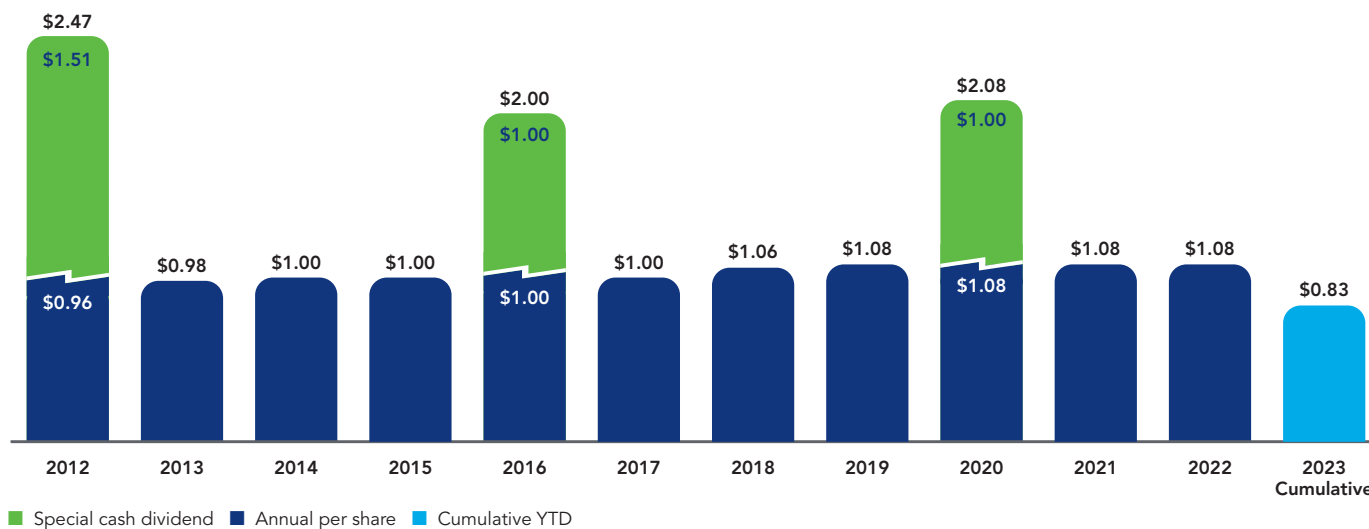


- Government \$336.1
- Prime \$178.3
- Tax-free \$10.7

## About Federated Hermes

Federated Hermes is a global leader in active, responsible investing. At Federated Hermes, responsibility is part of our heritage and central to our client relationships, long-term perspective and fiduciary mindset. Our broad platform of solutions helps investors target a range of outcomes. We provide equity, fixed-income, alternative/private markets, multi-asset and liquidity management strategies to institutions and intermediaries, including corporations, government entities, insurance companies, foundations and endowments, banks and broker/dealers. Headquartered in Pittsburgh, our more than 2,000 employees include those in London, New York, Boston and offices worldwide.

## FHI dividend history<sup>1</sup>



The above chart reflects all dividends paid from 2012 through Sept. 30, 2023. The 2012 dividend includes a special cash dividend of \$1.51 paid on Nov. 15, 2012. The 2016 dividend includes a special cash dividend of \$1.00 paid on Nov. 15, 2016. The 2020 dividend includes a special cash dividend of \$1.00 paid on Nov. 13, 2020.

## Investor information

NYSE	<b>FHI</b>
Q3 2023 high stock price	<b>\$37.31</b>
Q3 2023 low stock price	<b>\$32.36</b>
Class B Shares outstanding	<b>86.3 million</b>
Market capitalization	<b>\$2.9 billion</b>
Index listing	<b>S&amp;P MidCap 400</b>

## Company contact

### Investor relations

(412) 288-1934  
(800) 245-0242 x 1934

[Investors@FederatedHermes.com](mailto:Investors@FederatedHermes.com)

[FederatedHermes.com/us](https://FederatedHermes.com/us)



Federated Hermes, Inc.  
1001 Liberty Avenue  
Pittsburgh, PA 15222-3779

Contact us at [FederatedHermes.com/us](https://FederatedHermes.com/us)  
or call 1-800-341-7400.

019557 (10/23)

© 2023 Federated Hermes, Inc.

<sup>1</sup> Formerly Federated Investors, Inc. (FII), prior to its Q1 2020 name and ticker symbol change.

Separately managed accounts are made available through Federated Global Investment Management Corp., Federated Investment Counseling, Federated MDTA LLC, Hermes Fund Managers Ireland Limited, Hermes Investment Management Limited, and Hermes GPE LLP, each a registered investment advisor in one or more of the U.S., U.K. or Ireland.

Federated Securities Corp. is distributor of the U.S. registered Federated Hermes Funds.

For complete financial results please see Federated Hermes' Third Quarter Press Release dated Oct. 26, 2023 and SEC Filings on Form 8-K, 10-Q and 10-K for further information. Links to each document are available on the Investor Relations section of [FederatedHermes.com/us](https://FederatedHermes.com/us).

Investments are subject to risks and fluctuate in value.