

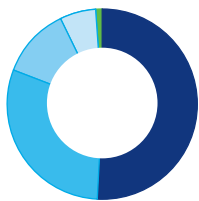
March 31, 2024

Highlights

- Reported Q1 2024 earnings per diluted share of \$0.89.
- Total managed assets at a record \$779 billion.
- Money market assets at a record \$579 billion.
- Fixed-income assets at \$96 billion and equity assets at \$80 billion.
- Alternative/private market assets at \$20 billion.
- Board declares cash dividend of \$1.31 per share (\$0.31 quarterly and \$1.00 special).
- Global stewardship and responsible investing team of more than 60.

Revenue by source

Q1 2024
\$396 million



- Money market 51%
- Long-term assets 48%
- Equity 30%
- Fixed income 12%
- Alternative/private markets and multi-asset 6%
- Other 1%

Assets at-a-glance

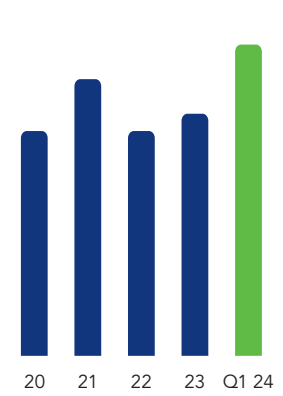
Total under management
in billions



Equity
in billions



Total under advice
in trillions



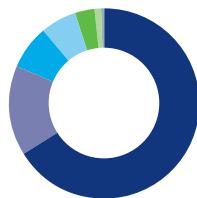
Asset breakdown by sector

Equity
\$80.2 billion



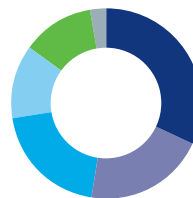
- Value and income \$31.5
- International/global \$27.7
- Growth \$15.0
- Blend \$6.0

Fixed income
\$96.3 billion



- Multisector \$63.7
- High-yield \$14.8
- Municipal \$7.2
- U.S. Corporate \$5.9
- U.S. Government \$3.1
- International/global \$1.1
- Mortgage-backed \$0.5

Alternative/
private markets
and multi-asset
\$23.4 billion



- Real estate \$7.5
- Private equity \$4.8
- Private credit \$4.7
- Infrastructure \$2.9
- Multi-asset \$2.9
- Other alternatives \$0.6

Money market
\$578.8 billion

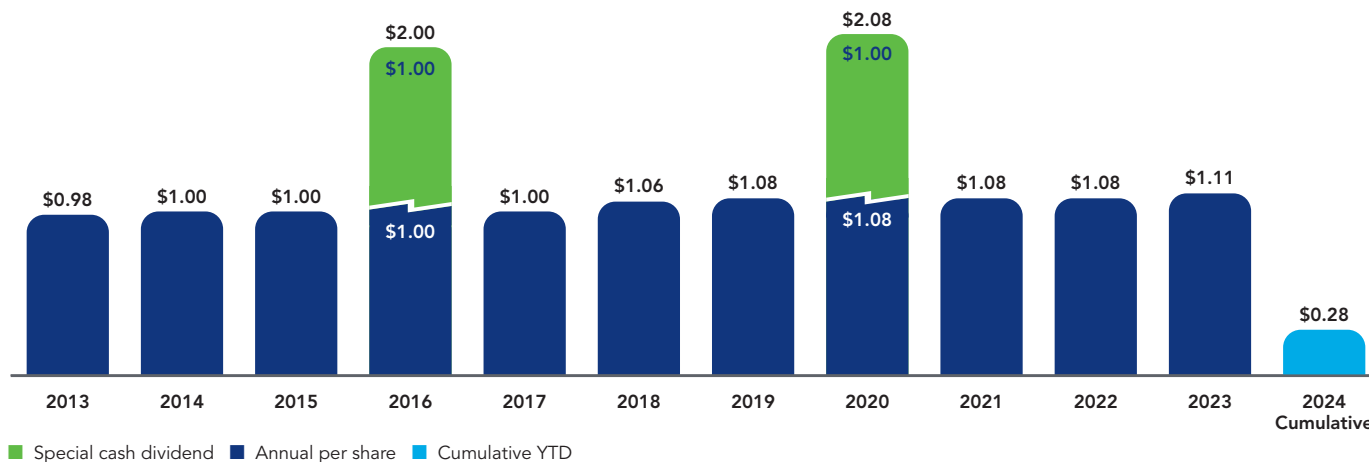


- Government \$358.8
- Prime \$207.1
- Tax-free \$12.9

About Federated Hermes

Federated Hermes is a global leader in active, responsible investing. At Federated Hermes, responsibility is part of our heritage and central to our client relationships, long-term perspective and fiduciary mindset. Our broad platform of solutions helps investors target a range of outcomes. We provide equity, fixed-income, alternative/private markets, multi-asset and liquidity management strategies to institutions and intermediaries, including corporations, government entities, insurance companies, foundations and endowments, banks and broker/dealers. Headquartered in Pittsburgh, our more than 2,000 employees include those in London, New York, Boston and offices worldwide.

FHI dividend history¹



The above chart reflects all dividends paid from 2013 through March 31, 2024. The 2016 dividend includes a special cash dividend of \$1.00 paid on Nov. 15, 2016. The 2020 dividend includes a special cash dividend of \$1.00 paid on Nov. 13, 2020.

Investor information

NYSE	FHI
Q1 2024 high stock price	\$36.73
Q1 2024 low stock price	\$32.92
Class B Shares outstanding	84.1 million
Market capitalization	\$3.0 billion
Index listing	S&P MidCap 400

Company contact

Investor relations

(412) 288-1934
(800) 245-0242 x 1934

Investors@FederatedHermes.com

FederatedHermes.com/us



Federated Hermes, Inc.
1001 Liberty Avenue
Pittsburgh, PA 15222-3779

Contact us at FederatedHermes.com/us
or call 1-800-341-7400.

019557 (4/24)

© 2024 Federated Hermes, Inc.

¹ Formerly Federated Investors, Inc. (FII), prior to its Q1 2020 name and ticker symbol change.

Separately managed accounts are made available through Federated Global Investment Management Corp., Federated Investment Counseling, Federated MDTA LLC, Hermes Fund Managers Ireland Limited, Hermes Investment Management Limited, and Hermes GPE LLP, each a registered investment advisor in one or more of the U.S., U.K. or Ireland.

Federated Securities Corp. is distributor of the U.S. registered Federated Hermes Funds.

For complete financial results please see Federated Hermes' First Quarter Press Release dated April 25, 2024 and SEC Filings on Form 8-K, 10-Q and 10-K for further information. Links to each document are available on the Investor Relations section of FederatedHermes.com/us.

Investments are subject to risks and fluctuate in value.