

12/31/24

Firm overview

Federated Hermes, Inc. is a leading \$829.6 billion global investment manager (assets under management as of 12/31/24). Guided by our conviction that responsible investing is the best way to create wealth over the long term, Federated Hermes offers world-class investment management and engagement services. Our products span equity, fixed-income, alternative/private markets, multi-asset and liquidity management strategies and a range of separately managed account strategies, all distributed through a network of institutions and intermediaries worldwide.

Composite

Federated Hermes Intermediate Government Credit A or Better SMA

Index

Bloomberg Intermediate A or Better US Government/Credit Index

Key investment team

Robert Ostrowski, CFA
 Denis Doherty, CFA
 Robert Schwartz

Objective

The Intermediate Government Credit A or Better SMA seeks to achieve maximum income generation within a conservative total return management style.

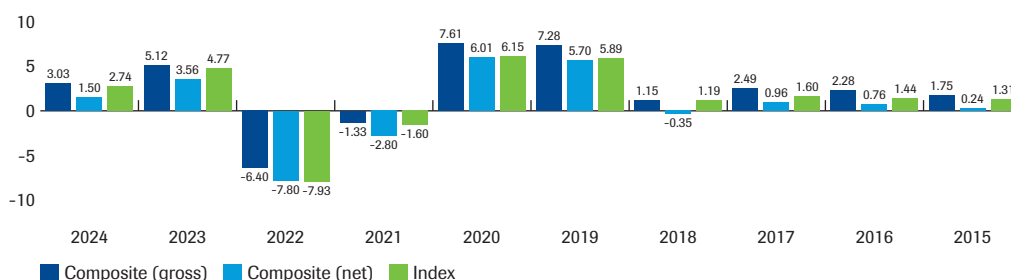
Positioning

Seeks to outperform the Bloomberg Intermediate A or Better US Government/Credit Index with less volatility by overweighting high-quality corporate bonds.

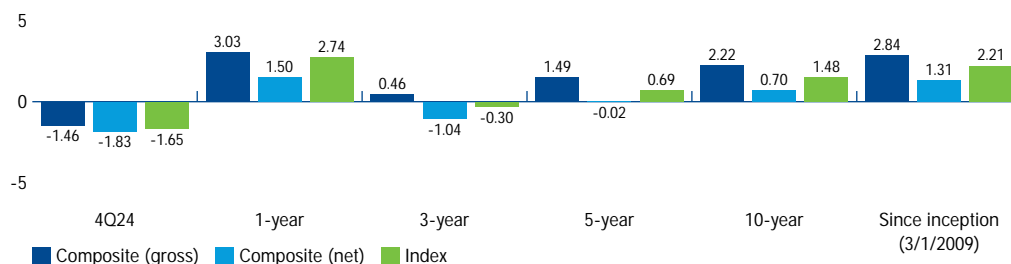
Philosophy

Federated Hermes' fixed-income philosophy has been in practice for more than 50 years and is built on a solid foundation of investment experience. We believe that optimum results in fixed-income products are best achieved through a traditional value-based approach, grounded in fundamental analysis. Our process concentrates on analysis of duration, sector, yield curve and security characteristics and incorporates an assessment of major long-term indicators of interest rate direction. The process is designed to capture strong, full-cycle performance while managing risk.

Calendar year returns (%)



Annualized returns (%)



Data as of 12/31/24. Refer to the attached GIPS® report for additional information.

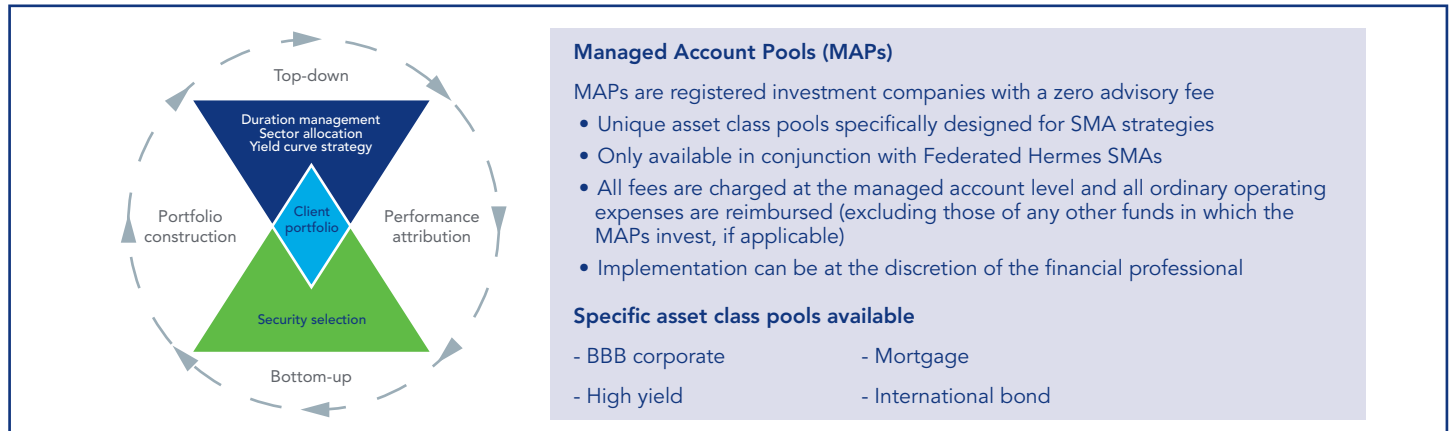
Total returns for periods of less than one year are cumulative.

While there is no assurance that the strategy will achieve its objective, the advisor endeavors to do so by selecting securities in the manner described in this document. Performance data quoted represents past performance, which is no guarantee of future results.

Not FDIC Insured • May Lose Value • No Bank Guarantee

Investment process and decision tools

The investment process combines top-down decision-making with bottom-up security selection. This process is designed to capture the depth of experience and focus of product teams while providing a diversified, risk-adjusted portfolio. Our process seeks to capitalize on structural inefficiencies or anomalies and extract relative performance from each of the four major decision tools.



Portfolio characteristics

	Portfolio	Index
Effective duration (years)	3.61	3.58
Average maturity (years)	4.18	4.06
Yield to maturity	4.58%	4.47%
Current yield	3.66%	3.29%
Average coupon	3.59%	3.20%

Risk statistics

	5-year		10-year	
	Portfolio	Index	Portfolio	Index
Sharpe ratio	-0.26	-0.45	0.15	-0.09
Standard deviation	3.81	3.96	3.03	3.22
Beta	0.95	1.00	0.92	1.00
Upside capture	103.34	100.00	101.03	100.00
Downside capture	88.45	100.00	80.21	100.00

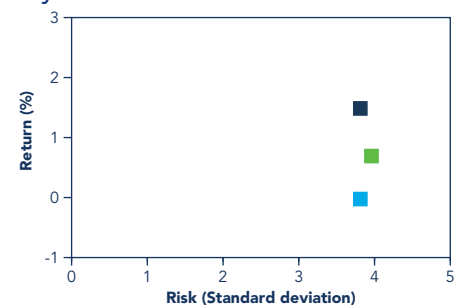
Sector weightings (%)

	Portfolio
Credit	40.23
Treasury	59.77

Quality breakdown (%)

	Portfolio
AAA	6.13
AA	69.92
A	23.95

5-year risk/return



	Risk (%)	Return (%)
■ Composite (gross)	3.81	1.49
■ Composite (net)	3.81	-0.02
■ Index	3.96	0.69

Refer to the attached GIPS® report for additional information.

Past performance is no guarantee of future results.

Intermediate Government Credit A or Better SMA

Schedule of rates of return and statistics

Composite	Federated Hermes Intermediate Government Credit A or Better SMA
Index	Bloomberg Intermediate A+ US Govt/Credit Index
Periods ending	12/31/2024

	Returns (%)		
	Composite pure gross return [^]	Index	Net composite return (assuming maximum fee)
Q4 24	-1.46	-1.65	-1.83
1 Year	3.03	2.74	1.50
3 Years (Annlzd)	0.46	-0.30	-1.04
5 Years (Annlzd)	1.49	0.69	-0.02
7 Years (Annlzd)	2.25	1.49	0.73
10 Years (Annlzd)	2.22	1.48	0.70
15 Years (Annlzd)	2.62	2.05	1.09
Mar 09 - Dec 24 (Annlzd)^{^^}	2.84	2.21	1.31

	Composite pure gross return (%) [^]	Composite net return (%)	Benchmark return (%)	*Composite 3-yr std dev	*Benchmark 3-yr std dev	Number of portfolios	Dispersion**	Composite assets (\$mil)	Firm assets (\$bil)
2015	1.75	0.24	1.31	1.90	2.00	6	0.01	38.5	343.4
2016	2.28	0.76	1.44	1.86	2.21	6	0.03	39.1	342.3
2017	2.49	0.96	1.60	1.76	2.11	6	0.01	40.2	354.7
2018	1.15	-0.35	1.19	1.73	2.12	5	0.00	42.0	377.2
2019	7.28	5.70	5.89	1.83	2.05	5	0.01	45.6	503.1
2020	7.61	6.01	6.15	2.09	2.25	7	0.02	60.9	585.7
2021	-1.33	-2.80	-1.60	2.17	2.25	6	0.01	62.9	634.2
2022	-6.40	-7.80	-7.93	3.49	3.60	<5	N/A	58.4	627.4
2023	5.12	3.56	4.77	4.15	4.35	6	0.02	60.8	720.0
2024	3.03	1.50	2.74	4.60	4.79	8	0.00	62.8	792.2

[^]Pure gross returns are shown as supplemental and do not reflect the deduction of transaction costs.

^{^^}Represents composite inception period. See additional notes to the schedule of rates of return and statistics.

*Represents the 3-year annualized standard deviation for both the gross composite and the index returns. Statistic is used to measure the volatility of composite returns.

**Standard deviation is calculated using gross returns. Standard deviation is not applicable ("N/A") for any period if fewer than five accounts are in the composite for that period. (See footnote 5)

This composite is comprised of all separately managed account portfolios managed to the Bloomberg Intermediate A+ US Government/Credit Index with full authorization to utilize Federated Hermes Managed Account Pools (MAPs). MAPs are zero advisory fee mutual funds that have been specifically designed for use with these managed accounts. Generally, primary sector MAPs are used in a strategic fashion, while secondary sector MAPs are used opportunistically. For this strategy, only the mortgage MAP is authorized, and it is considered secondary. All portfolios utilize Federated Hermes' primary institutional fixed income approach, a benchmark-driven process designed to add value through fundamental analysis with teams focused by sector to extract value from each step of the process - analysis of sector, yield curve, and security characteristics, and assessment of major long-term indicators of interest rate direction and volatility - within client-driven parameters that meet the above criteria. The Bloomberg Intermediate A+ US Government/Credit Index measures the non-securitized component of the US Aggregate Index. It includes investment-grade, U.S. dollar-denominated, fixed-rate treasuries, government-related, and corporate securities with a rating of A3 or better and a remaining maturity of one year and less than ten years. Indexes are unmanaged and cannot be invested in directly. This composite includes all separately managed (wrap) portfolios. Accounts eligible for this composite must have wrapped or bundled fees, follow this style, and be fully discretionary. Accounts eligible for this composite generally are stand-alone portfolios and not part of a balanced portfolio. Wrap fee accounts make up 100% of this composite for all time periods. Separate accounts eligible for this composite generally have a minimum of \$250,000 at the time of opening. Effective 4Q2022, accounts deemed as non-U.S. investors are not permitted in this composite. Effective 2Q2009, the significant cash flow policy in effect for this composite requires portfolios with a 10% or larger cash flow to be removed from the composite until it is invested in line with the model. Additional detail on this policy is available upon request. This composite was created in January 2009. Federated Hermes has managed portfolios in this investment style since March 2009. Performance shown for 2009 is for a partial period starting on March 1, 2009. Federated Hermes claims compliance with the Global Investment Performance Standards ("GIPS®") and has prepared and presented this report in compliance with the GIPS® standards. Federated Hermes has been independently verified for the period of January 1, 1992, through September 30, 2024. The verification report is available upon request. A firm that claims compliance with the GIPS® standards must establish policies and procedures for complying with all the applicable requirements of the GIPS® standards. Verification provides assurance on whether the firm's policies and procedures related to composite and pooled fund maintenance, as well as the calculation, presentation, and distribution of performance, have been designed in compliance with the GIPS® standards and have been implemented on a firm-wide basis. Verification does not provide assurance on the accuracy of any specific performance report. Performance results are presented both net and gross of total wrap fees and reflect the reinvestment of income. "Pure" gross returns are shown as supplemental and do not reflect the deduction of transaction costs. Net returns reflect the deduction of a maximum fee. A fee equal to the highest anticipated wrap fee that a client could pay (1.50% annually as charged by the program sponsor, inclusive of up to a maximum investment advisory fee of 0.35%) is used. This total wrap fee includes all charges for trading costs, portfolio management, custody, and other administrative fees. Actual fees may vary depending on, among other things, the applicable fee schedule and portfolio size.

Intermediate Government Credit A or Better SMA

Notes to the schedule of rates of return and statistics

1. Federated Hermes is a global, independent, multi-strategy investment management firm. For GIPS® purposes, Federated Hermes is defined to include the assets of registered investment companies that are advised or sub-advised by the various Federated Hermes advisory companies. Effective September 30, 2020, for GIPS® purposes the name of the firm was officially changed to Federated Hermes. Firm assets on this report exclude assets affiliated with Hermes GPE and the advisory-only, model-based assets that may be included in other reports providing total firm assets.
2. Interest income and dividends are recognized on an accrual basis. Returns include the reinvestment of all income.
3. All market values and performance information are valued in USD unless currency is denoted in composite description.
4. Annual composite dispersion is measured and presented using the asset weighted standard deviation of the gross returns of all of the portfolios included in the composite over the entire year. Prior to January 2023, annual dispersion for the CW Henderson composites was measured using the equal weighted standard deviation of the returns of all the portfolios included in the composite over the entire year. Effective January 2023 this was changed to asset weighted. Prior to March 2020 with regard to Federated Clover Investment Advisors composites, annual dispersion was measured using the equal weighted standard deviation of the returns of all the portfolios included in the composite over the entire year.
5. Composite dispersion does not measure the risk of the product presented; it simply measures the return variance among portfolios managed in a similar fashion. This variance can be affected by variations in cash flow or specific client parameters among the portfolios comprising the composites, as well as by execution of strategy across accounts.
6. See the composite description language for a discussion on appropriate fees currently applied to calculate composite performance. With regard to the institutional composites not managed by the MDT Advisers and Federated Hermes London office teams, for the period July 1, 1992 through September 30, 2009, net of fee performance was calculated monthly by reducing the gross composite return by the highest actual fee of any account in the composite for that month, regardless of investment vehicle. Prior to July 1992, the maximum management fee for third quarter 1992 was used to calculate net of fee performance historically to inception of the composite. For those composites managed by the Federated Hermes London office investment team, net composite results are based off model fees using the stated fee schedule. In addition, further fee information can be obtained from the firm's respective Forms ADV Part 2 Brochure Item 5.
7. Additional information regarding the policies for valuing investments, calculating performance, and preparing GIPS® reports, as well as a complete list and description of the firm's composites and pooled funds is available upon request.
8. Past performance is not indicative of future results.
9. GIPS® is a registered trademark of CFA Institute. CFA Institute does not endorse or promote this organization, nor does it warrant the accuracy or quality of the content contained herein.
10. See disclosures on the Schedule of Rates of Return and Statistics Reports for additional information.

The characteristics are based on a portfolio which is used as a guide for cloning (or managing) underlying accounts to a particular strategy. Taking into consideration individual investor circumstances could cause deviation from this guide (e.g. restrictions, tax requests, etc.). Portfolio characteristics are as of 12/31/24 and are based on individual securities in the portfolio on that date. Securities in the portfolio are subject to change.

Risk statistics are based on gross performance. Statistics shown are not indicative of future statistics and are not representative of future portfolio performance.

Since this is a managed portfolio and market conditions can fluctuate suddenly and frequently, the portfolio holdings and investment mix will change.

Beta: A measure of the volatility, or systematic risk, of a security or a portfolio in comparison to the market as a whole.

Current yield: The coupon divided by price. Portfolio current yield is the market value weighted average of the security level current yields.

Downside capture ratio: A statistical measure of an investment manager's overall performance in down markets.

Effective duration: A measure of a security's price sensitivity to changes in interest rates. One of the methods of calculating the risk associated with interest rate changes on securities such as bonds.

Sharpe ratio: Calculated by dividing a fund's annualized excess return over a risk-free rate by the fund's annualized standard deviation. The higher the Sharpe ratio, the better the fund's historical risk adjusted performance.

Standard deviation: The square root of the variance. A measure of dispersion of a set of data from its mean.

Weighted average coupon: This figure is calculated by weighting each bond's coupon by its relative size in the portfolio. This figure indicates whether the portfolio has more high- or low-coupon bonds.

Weighted average maturity: Is the average time to maturity of debt securities held in the fund.

Upside capture ratio: A statistical measure of an investment manager's overall performance in up markets.

Yield to maturity (YTM): Used to determine the rate of return an investor would receive if a long-term, interest-bearing investment, such as a bond, is held to its maturity date. It takes into account purchase price, redemption value, time to maturity, coupon yield and the time between interest payments.

Index descriptions (An index is unmanaged and has no expenses, and it is not possible to invest directly in an index.)

Bloomberg Intermediate A or Better US Government/Credit Index: Is a component of the Intermediate Government Credit Index. Bloomberg US Intermediate Government Credit Index is an unmanaged index based on all publicly issued intermediate government and corporate debt securities with maturities of 1-10 years. This index represents asset types that are subject to risk, including loss of principal.

Risk considerations

Bond prices are sensitive to changes in interest rates and a rise in interest rates can cause a decline in their prices.

The value of some mortgage-backed securities may be particularly sensitive to changes in prevailing interest rates, and although the securities are generally supported by some form of government or private insurance, there is no assurance that private guarantors or insurers will meet their obligations.