

Service Shares | FIGIX

## Annual Shareholder Report - January 31, 2026

A Portfolio of Federated Hermes Short-Intermediate Government Trust

This annual shareholder report contains important information about the Federated Hermes Short-Intermediate Government Fund (the "Fund") for the period of February 1, 2025 to January 31, 2026. You can find additional information at [FederatedHermes.com/us/FundInformation](https://FederatedHermes.com/us/FundInformation). You can also request this information by contacting us at 1-800-341-7400, Option 4, or your financial advisor.

**This report describes planned changes made to the Fund since the beginning of the reporting period.**

### What were the Fund costs for the last year?

(based on a hypothetical \$10,000 investment)

Class Name	Costs of a \$10,000 investment	Costs paid as a percentage of a \$10,000 investment
Service Shares	\$84	0.82%

### Management's Discussion of Fund Performance

The following discussion compares the performance of the Fund to the ICE BofA 3-5 Year US Treasury Index (the "Index") to show how the Fund's performance compares to the returns of similar investments for the reporting period. See the Average Annual Total Returns table below for the returns of the Fund and related indexes, including the Bloomberg US Aggregate Bond Index, which represents the overall U.S. fixed-income market. The Fund seeks current income by investing in a portfolio of short-to-intermediate term obligations of the U.S. government and its agencies and instrumentalities.

#### Top Contributors to Performance

- Sector allocation contributed positively to relative Fund performance. The Fund had positions outside of the Index in agency mortgage-backed securities via discount 30-year mortgage pools and floating-rate collateralized mortgage obligations.
- Duration management added to relative Fund performance. The Fund was positioned long or neutral for most of the reporting period.

#### Top Detractors from Performance

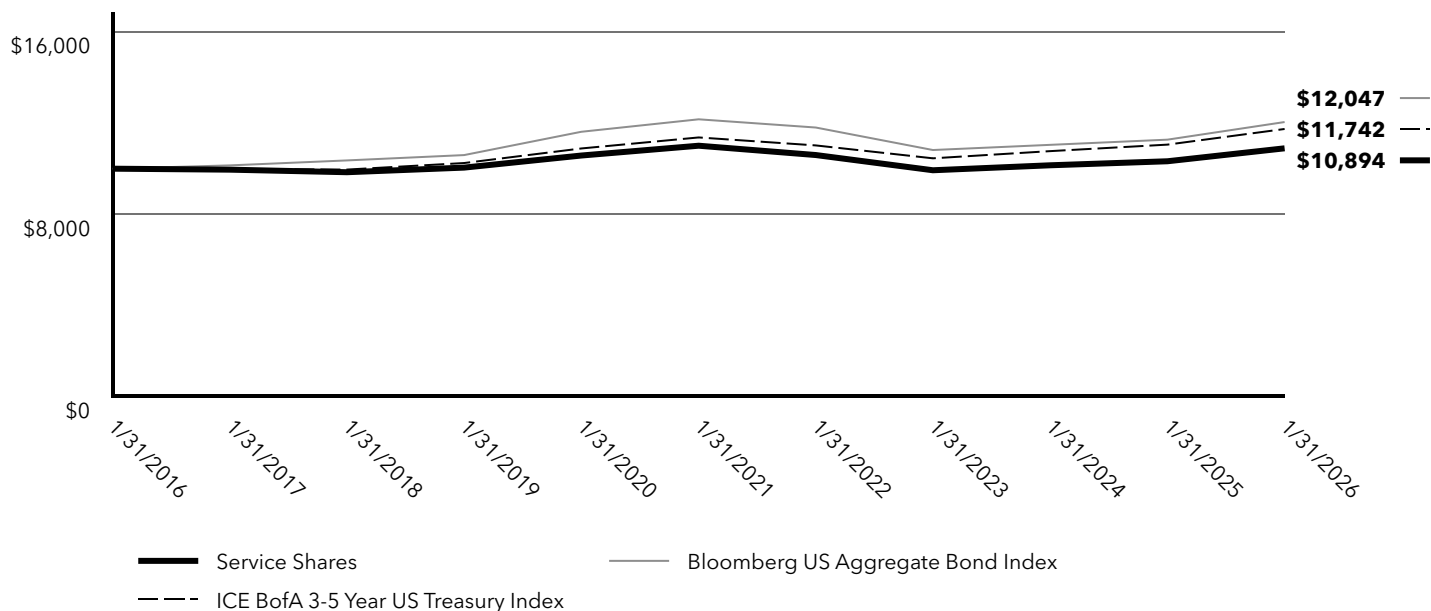
- Security selection detracted from relative Fund performance. U.S. Treasury futures and options, used to hedge and manage duration and yield curve positions, underperformed during the reporting period.
- Yield curve positioning subtracted from Fund performance relative to the Index. The Fund was positioned with an underweight allocation to the belly of the yield curve.

## Fund Performance

Keep in mind that the Fund's past performance is not a good predictor of how the Fund will perform in the future. The graph and table do not reflect the deduction of taxes that a shareholder would pay on fund distributions or redemption of fund shares.

Cumulative Performance: 1/31/2016 to 1/31/2026

Total Return Based on \$10,000 Investment



## Average Annual Total Returns

Fund/Index	1 Year	5 Years	10 Years
Service Shares	5.50%	(0.21)%	0.86%
Bloomberg US Aggregate Bond Index	6.85%	(0.20)%	1.88%
ICE BofA 3-5 Year US Treasury Index	6.20%	0.64%	1.62%


Visit [FederatedHermes.com/us/FundInformation](https://FederatedHermes.com/us/FundInformation) and click on the link to your fund and share class for more recent performance information.

## Key Fund Statistics

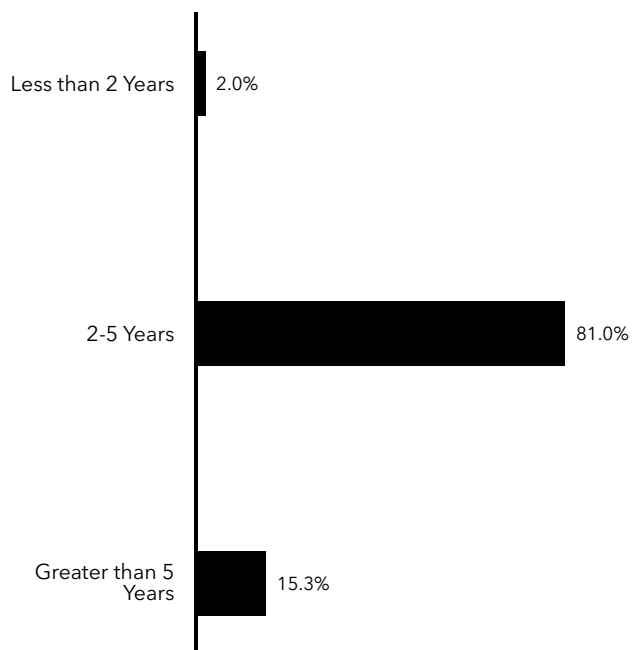
Net Assets	\$97,953,082
Number of Investments	44
Portfolio Turnover	55%
Total Advisory Fees Paid	\$206,249

## Fund Holdings

### Top Security Types (% of Net Assets)



### Effective Maturity Schedule (% of Net Assets)



\* Represents less than 0.1%.

## Material Fund Changes

Following is a summary of material changes planned for the Fund since the beginning of the reporting period. For more complete and current information, you may review the Fund's disclosure documents on its webpage at [FederatedHermes.com/us/FundInformation](https://FederatedHermes.com/us/FundInformation) or upon request at 1-800-341-7400, Option 4, or by contacting your financial advisor.

Effective December 31, 2025, Liam O'Connell, CFA, has been added to the Fund's portfolio management team.

Effective April 3, 2026, Todd Abraham, CFA, will retire from the Fund's Adviser and will no longer serve as a portfolio manager of the Fund. The other members of the management team continue to manage the Fund.

## Additional Information about the Fund

Additional information is available on the Fund's website at [FederatedHermes.com/us/FundInformation](https://FederatedHermes.com/us/FundInformation), including its:

- prospectus
- financial information
- holdings
- proxy voting information

CUSIP 31428P202

30063-C (03/26)

Federated Securities Corp., Distributor

[FederatedHermes.com/us](https://FederatedHermes.com/us)  
© 2026 Federated Hermes, Inc.